

Fund - Manager wise Scheme Performance

BOI AXA Equity Debt Rebalancer Fund - Regular Plan - Growth Option - PERFORMANCE (as on October 29, 2021)

Co-Fund Managers -Ajay Khandelwal (Equity) & Mithraem Bharucha (Debt)				Current Value of Standard Investment of ₹ 10000 in the		
Period [®]	Scheme Returns (%) ^	Benchmark Returns (Nifty 50 TRI - 50% & CRISIL Short Term Bond Fund Index - 50%) (%)	Additional Benchmark Returns (Nifty 50 TRI) (%)	Scheme Returns (₹)	Benchmark Returns (Nifty 50 TRI - 50% & CRISIL Short Term Bond Fund Index - 50%) (₹)	Additional Benchmark Returns (Nifty 50 TRI) (₹)
1 year	12.5112%	29.0024%	53.5421%	11,251	12,900	15,336
3 years	4.5390%	14.7046%	20.8153%	11,423	15,086	17,625
5 years	4.1463%	12.1719%	16.8055%	12,255	17,770	21,761
Since inception*	6.8202%	11.8478%	15.4220%	16,550	23,513	29,896

^ Past performance may or may not be sustained in the future. *Date of Allotment - March 14, 2014.

@ In case, the start date or the end date of the concerned period is a non-business day, the NAV of the previous business day is considered for computation of returns.

1. Mr. Ajay Khandelwal and Mr. Mithraem Bharucha have been managing the Scheme as co-fund managers since July 15, 2019 and August 17, 2021 respectively. In addition to this scheme, Mr. Khandelwal manages 2 open ended schemes, 1 close ended scheme and is also an Assistant Fund Manager of 1 open ended scheme of BOI AXA Mutual Fund. In addition to this scheme Mr. Mithraem Bharucha manages 4 open ended schemes BOI AXA Mutual Fund.
2. Period for which scheme's performance has been provided is computed basis on last day of the Month-end preceding the date of publication.
3. Different plans shall have a different expense structure. The performance details provided herein are of Regular plan.

BOI AXA Short Term Income Fund - Regular Plan - Growth Option - PERFORMANCE (as on October 29, 2021)

Fund Manager - Mithraem Bharucha				Current Value of Standard Investment of ₹ 10000 in the		
Period [®]	Scheme Returns (%) ^	Benchmark Returns (CRISIL Short Term Bond Fund Index) (%)	Additional Benchmark Returns (CRISIL 10 Year Gilt Index) (%)	Scheme Returns (₹)	Benchmark Returns (CRISIL Short Term Bond Fund Index) (₹)	Additional Benchmark Returns (CRISIL 10 Year Gilt Index) (₹)
1 year	3.2314%	4.8366%	1.6548%	10,323	10,484	10,165
3 years	-3.6202%	8.5939%	8.2959%	8,954	12,803	12,698
5 years	0.1548%	7.5383%	5.8479%	10,078	14,388	13,291
Since inception*	4.4073%	7.9420%	5.3297%	17,424	26,748	19,513

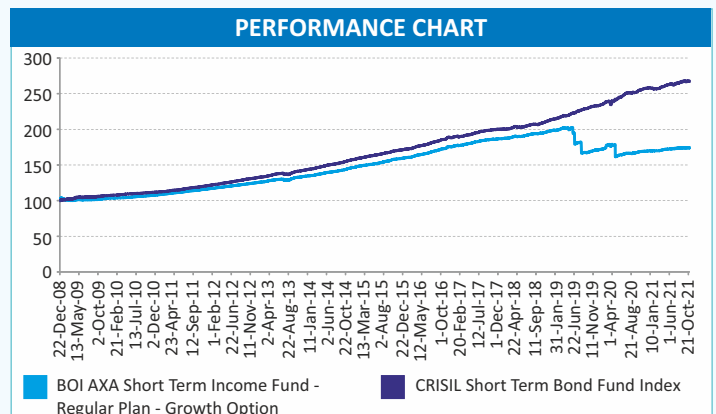
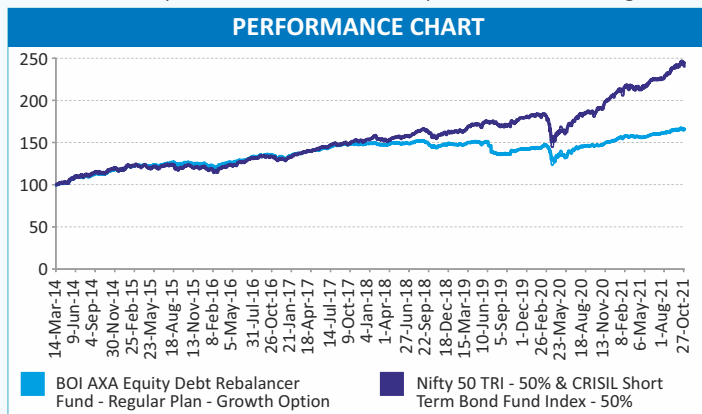
^ Past performance may or may not be sustained in the future. *Date of Allotment - December 18, 2008.

@ In case, the start date or the end date of the concerned period is a non-business day, the NAV of the previous business day is considered for computation of returns.

1. Mr. Mithraem Bharucha has been managing this scheme w.e.f. August 17, 2021. In addition to this, he manages 3 open ended scheme, and co-manages 1 open ended scheme of BOI AXA Mutual Fund.
2. Period for which scheme's performance has been provided is computed basis on last day of the Month-end preceding the date of publication.
3. Different plans shall have a different expense structure. The performance details provided herein are of Regular plan.

Notes

1. The details & returns for close ended schemes have not been disclosed as these are not comparable with other schemes.
2. Returns of only those schemes that have completed six months been given.



Fund - Manager wise Scheme Performance

BOI AXA Mid & Small Cap Equity & Debt Fund - Regular Plan - Growth Option - PERFORMANCE (as on October 29, 2021)

Fund Manager - Alok Singh Assistant Fund Manager - Ajay Khandelwal				Current Value of Standard Investment of ₹ 10000 in the		
Period [®]	Scheme Returns (%) ^	Benchmark Returns (Nifty Midsmallcap 400 TRI (70%) & CRISIL Short Term Bond Fund Index (30%)) (%)	Additional Benchmark Returns (Nifty 50 TRI) (%)	Scheme Returns (₹)	Benchmark Returns (Nifty Midsmallcap 400 TRI (70%) & CRISIL Short Term Bond Fund Index (30%)) (₹)	Additional Benchmark Returns (Nifty 50 TRI) (₹)
1 year	63.7744%	58.0041%	53.5421%	16,355	15,781	15,336
3 years	22.8275%	19.6473%	20.8153%	18,520	17,120	17,625
5 years	16.1407%	13.6804%	16.8055%	21,148	18,999	21,761
Since inception*	16.7400%	14.7673%	16.1183%	22,650	20,700	22,020

[®] Past performance may or may not be sustained in the future. *Date of Allotment - July 20, 2016.

@ In case, the start date or the end date of the concerned period is a non-business day, the NAV of the previous business day is considered for computation of returns.

1. Mr. Alok Singh has been managing the Scheme as Fund manager since February 16, 2017. In addition to this scheme, he manages 5 open ended schemes and comanages 1 open ended scheme of BOI AXA Mutual Fund. Mr. Ajay Khandelwal has been appointed as Assistant Fund Manager for this scheme since December 1, 2017. In addition to this, he manages 2 open ended schemes, 1 close ended scheme and co-manages 1 open ended scheme of BOI AXA Mutual Fund.
2. Period for which scheme's performance has been provided is computed basis on last day of the Month-end preceding the date of publication.
3. Different plans shall have a different expense structure. The performance details provided herein are of Regular plan.

BOI AXA Arbitrage Fund - Regular Plan - (70%) Option - PERFORMANCE (as on October 29, 2021)

Fund Manager - Ajay Khandelwal				Current Value of Standard Investment of ₹ 10000 in the		
Period [®]	Scheme Returns (%) ^	Benchmark Returns (NIFTY 50 Arbitrage Index) (%)	Additional Benchmark Returns (CRISIL 1 Year T-bill Index) (%)	Scheme Returns (₹)	Benchmark Returns (NIFTY 50 Arbitrage Index) (₹)	Additional Benchmark Returns (CRISIL 1 Year T-bill Index) (₹)
1 year	2.0525%	3.8853%	3.4974%	10,205	10,387	10,349
3 years	3.6651%	4.3384%	6.0128%	11,139	11,357	11,913
5 years	NA	NA	NA	NA	NA	NA
Since inception*	3.9413%	4.4865%	6.1071%	11,391	11,594	12,211

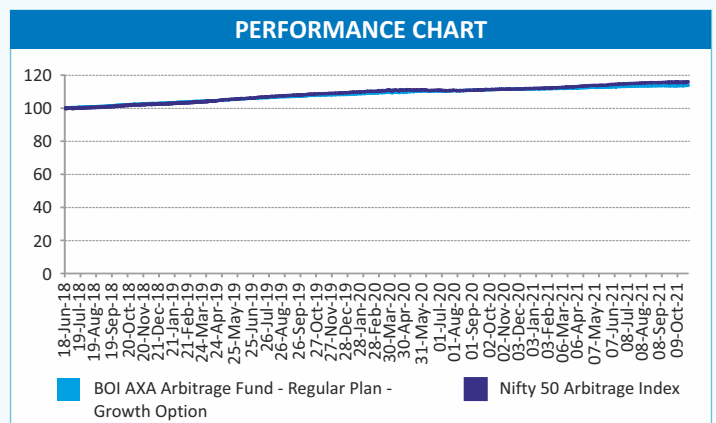
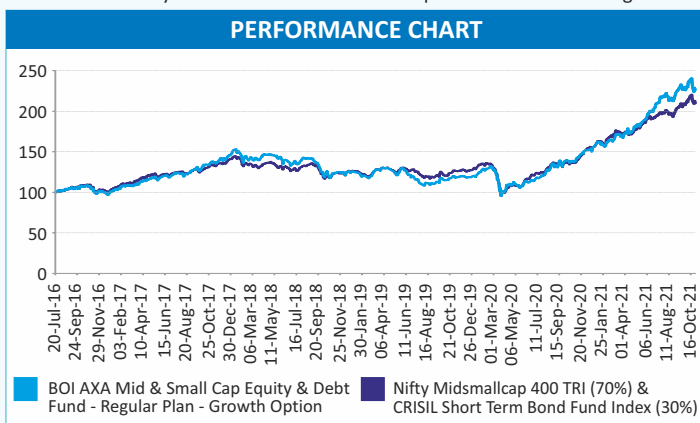
[®] Past performance may or may not be sustained in the future. *Date of Allotment - June 18, 2018.

@ In case, the start date or the end date of the concerned period is a non-business day, the NAV of the previous business day is considered for computation of returns.

1. Mr. Ajay Khandelwal has been managing this scheme since June 18, 2018. In addition to this, he manages 1 open ended scheme, 1 close ended scheme and also comanages 1 open ended scheme. Further, Mr. Khandelwal is also an Assistant Fund Manager for 1 open ended scheme of BOI AXA Mutual Fund.
2. Period for which scheme's performance has been provided is computed basis on last day of the Month-end preceding the date of publication.
3. Different plans shall have a different expense structure. The performance details provided herein are of Regular plan.

Notes

1. The details & returns for close ended schemes have not been disclosed as these are not comparable with other schemes.
2. Returns of only those schemes that have completed six months been given.



Fund - Manager wise Scheme Performance

BOI AXA Tax Advantage Fund - Regular Plan - Growth Option - PERFORMANCE (as on October 29, 2021)

Fund Manager - Aakash Manghani				Current Value of Standard Investment of ₹ 10000 in the		
Period [®]	Scheme Returns (%) ^	Benchmark Returns (S&P BSE 500 TRI) (%)	Additional Benchmark Returns (Nifty 50 TRI) (%)	Scheme Returns (₹)	Benchmark Returns (S&P BSE 500 TRI) (₹)	Additional Benchmark Returns (Nifty 50 TRI) (₹)
1 year	61.8986%	59.4385%	53.5421%	16,169	15,923	15,336
3 years	29.4946%	21.5022%	20.8153%	21,699	17,928	17,625
5 years	19.3499%	16.5394%	16.8055%	24,240	21,514	21,761
Since inception*	19.9624%	18.7060%	17.1522%	1,00,620	88,040	74,490

^ Past performance may or may not be sustained in the future. *Date of Allotment - February 25, 2009.

@ In case, the start date or the end date of the concerned period is a non-business day, the NAV of the previous business day is considered for computation of returns.

1. Mr. Aakash Manghani has been managing the Scheme since July 15, 2019. In addition to this scheme, he manages 1 close ended scheme of BOI AXA Mutual Fund.
2. Period for which scheme's performance has been provided is computed basis on last day of the Month-end preceding the date of publication.
3. Different plans shall have a different expense structure. The performance details provided herein are of Regular plan.

BOI AXA Small Cap Fund - Regular Plan - Growth Option - PERFORMANCE (as on October 29, 2021)

Fund Manager - Ajay Khandelwal				Current Value of Standard Investment of ₹ 10000 in the		
Period [®]	Scheme Returns (%) ^	Benchmark Returns (Nifty Smallcap 100 TRI) (%)	Additional Benchmark Returns (Nifty 50 TRI) (%)	Scheme Returns (₹)	Benchmark Returns (Nifty Smallcap 100 TRI) (₹)	Additional Benchmark Returns (Nifty 50 TRI) (₹)
1 year	84.6041%	86.8291%	53.5421%	18,429	18,651	15,336
3 years	NA	NA	NA	NA	NA	NA
5 years	NA	NA	NA	NA	NA	NA
Since inception*	38.0218%	20.9871%	19.5667%	25,180	17,263	16,680

^ Past performance may or may not be sustained in the future. *Date of Allotment - December 19, 2018.

@ In case, the start date or the end date of the concerned period is a non-business day, the NAV of the previous business day is considered for computation of returns.

1. Mr. Ajay Khandelwal has been managing the Scheme since December 19, 2018. In addition to this Scheme, he manages 1 open ended and 1 close ended scheme. Additionally, he also co-manages 1 open ended scheme. Further, he is also an Assistant Fund Manager for 1 open ended scheme of BOI AXA Mutual Fund.
2. Period for which scheme's performance has been provided is computed basis on last day of the Month-end preceding the date of publication.
3. Different plans shall have a different expense structure. The performance details provided herein are of Regular plan.

Notes

1. The details & returns for close ended schemes have not been disclosed as these are not comparable with other schemes.
2. Returns of only those schemes that have completed six months been given.

