

# Fund - Manager wise Scheme Performance

## BOI AXA Large & Mid Cap Equity Fund - Regular Plan - Growth Option - PERFORMANCE (as on November 30, 2021)

Fund Manager - Alok Singh				Current Value of Standard Investment of ₹ 10000 in the		
Period <sup>®</sup>	Scheme Returns (%) ^	Benchmark Returns (S&P BSE 250 Large MidCap (TRI)) (%)	Additional Benchmark Returns (Nifty 50 TRI) (%)	Scheme Returns (₹)	Benchmark Returns (S&P BSE 250 Large MidCap (TRI)) (₹)	Additional Benchmark Returns (Nifty 50 TRI) (₹)
1 year	37.4886%	36.5738%	32.1878%	13,785	13,692	13,249
3 years	18.4407%	18.4699%	17.3845%	16,623	16,635	16,182
5 years	14.2294%	17.3202%	17.0366%	19,456	22,236	21,968
Since inception*	13.7701%	16.0654%	14.8389%	54,340	70,621	61,433

^ Past performance may or may not be sustained in the future. \*Date of Allotment - October 21, 2008.

@ In case, the start date or the end date of the concerned period is a non-business day, the NAV of the previous business day is considered for computation of returns.

1. Mr. Alok Singh has been managing the Scheme since February 16, 2017. In addition to this scheme, he manages 7 open ended schemes and co-manages 1 open ended scheme of BOI AXA Mutual Fund\*\*.
2. Period for which scheme's performance has been provided is computed basis on last day of the Month-end preceding the date of publication.
3. Different plans shall have a different expense structure. The performance details provided herein are of Regular plan.

## BOI AXA Manufacturing & Infrastructure Fund - Regular Plan - Growth Option - PERFORMANCE (as on November 30, 2021)

Fund Manager - Alok Singh				Current Value of Standard Investment of ₹ 10000 in the		
Period <sup>®</sup>	Scheme Returns (%) ^	Benchmark Returns# (S&P BSE India Manufacturing TRI - 50% & S&P BSE India Infrastructure TRI - 50%) (%)	Additional Benchmark Returns (Nifty 50 TRI) (%)	Scheme Returns (₹)	Benchmark Returns# (S&P BSE India Manufacturing TRI - 50% & S&P BSE India Infrastructure TRI - 50%) (₹)	Additional Benchmark Returns (Nifty 50 TRI) (₹)
1 year	52.6414%	48.5820%	32.1878%	15,317	14,907	13,249
3 years	23.9353%	16.0163%	17.3845%	19,048	15,622	16,182
5 years	17.6248%	12.3509%	17.0366%	22,526	17,907	21,968
Since inception*	8.4279%	4.4203%	12.1692%	25,872	16,622	38,552

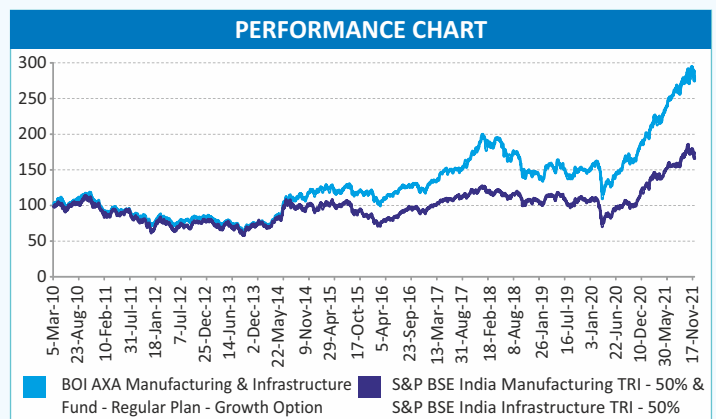
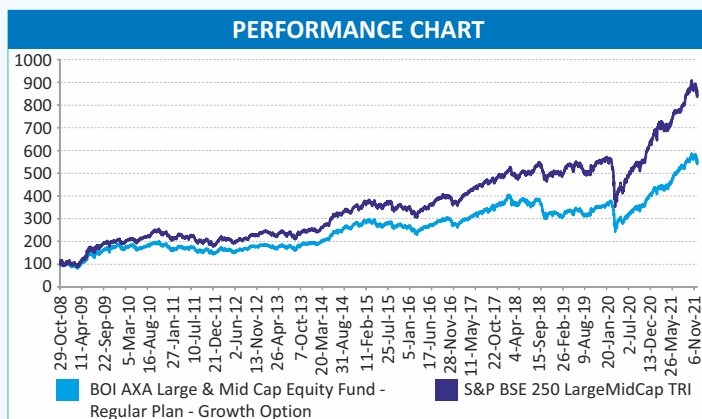
^ Past performance may or may not be sustained in the future. \*Date of Allotment - March 5, 2010. @ In case, the start date or the end date of the concerned period is a non-business day, the NAV of the previous business day is considered for computation of returns.

1. Mr. Alok Singh has been managing the Scheme since February 16, 2017. In addition to this scheme, he manages 7 open ended schemes and co-manages 1 open ended scheme of BOI AXA Mutual Fund\*\*.
2. Period for which scheme's performance has been provided is computed basis on last day of the Month-end preceding the date of publication.
3. Different plans shall have a different expense structure. The performance details provided herein are of Regular plan.

\*\*For more details kindly refer NOTICE-CUM-ADDENDUM NO. 20/2021-22 on <https://www.boiaxamf.in/docs/default-source/reports/addenda-notice/change-in-fm-cessation-of-director-launch-of-plans-in-boi-axa-overnight-fund-and-discontinuation-of-plans-in-boi-axa-liquid-fund-december-01-2021.pdf>

### Notes

1. The details & returns for close ended schemes have not been disclosed as these are not comparable with other schemes.
2. Returns of only those schemes that have completed six months been given.



#Scheme Benchmark • Since date of allotment: Nifty Infrastructure Index TRI; • Post Jan 19, 2016 - till date: S&P BSE Infrastructure Index TRI (50%) & S&P BSE Manufacturing Index TRI (50%)

# Fund - Manager wise Scheme Performance

## BOI AXA Conservative Hybrid Fund - Regular Plan - Growth Option - PERFORMANCE (as on November 30, 2021)

Fund Manager - Alok Singh				Current Value of Standard Investment of ₹ 10000 in the		
Period <sup>®</sup>	Scheme Returns (%) ^	Benchmark Returns (CRISIL Hybrid 85 + 15 - Conservative Index) (%)	Additional Benchmark Returns (CRISIL 10 Year Gilt Index) (%)	Scheme Returns (₹)	Benchmark Returns (CRISIL Hybrid 85 + 15 - Conservative Index) (₹)	Additional Benchmark Returns (CRISIL 10 Year Gilt Index) (₹)
1 year	9.4439%	8.4653%	2.3750%	10,953	10,854	10,239
3 years	3.8954%	11.1110%	7.8265%	11,216	13,721	12,539
5 years	4.1745%	8.8733%	5.1199%	12,270	15,301	12,838
Since inception*	6.7411%	9.7106%	6.0443%	22,921	32,491	21,090

^ Past performance may or may not be sustained in the future. \*Date of Allotment - March 18, 2009.

@ In case, the start date or the end date of the concerned period is a non-business day, the NAV of the previous business day is considered for computation of returns.

1. Mr. Alok Singh has been managing the Scheme since February 16, 2017. In addition to this scheme, he manages 7 open ended schemes and co-manages 1 open ended scheme of BOI AXA Mutual Fund\*\*.
2. Period for which scheme's performance has been provided is computed basis on last day of the Month-end preceding the date of publication.
3. Different plans shall have a different expense structure. The performance details provided herein are of Regular plan.

## BOI AXA Credit Risk Fund - Regular Plan - Growth Option - PERFORMANCE (as on November 30, 2021)

Fund Manager - Alok Singh				Current Value of Standard Investment of ₹ 10000 in the		
Period <sup>®</sup>	Scheme Returns (%) ^	Benchmark Returns (CRISIL Short Term Bond Fund Index) (%)	Additional Benchmark Returns (CRISIL 10 Year Gilt Index) (%)	Scheme Returns (₹)	Benchmark Returns (CRISIL Short Term Bond Fund Index) (₹)	Additional Benchmark Returns (CRISIL 10 Year Gilt Index) (₹)
1 year	9.3423%	4.4253%	2.3750%	10,942	10,446	10,239
3 years	-30.4322%	8.3420%	7.8265%	3,364	12,720	12,539
5 years	-18.3583%	7.3142%	5.1199%	3,625	14,235	12,838
Since inception*	-11.6447%	7.9335%	6.9369%	4,328	16,760	15,741

^ Past performance may or may not be sustained in the future. \*Date of Allotment - February 27, 2015.

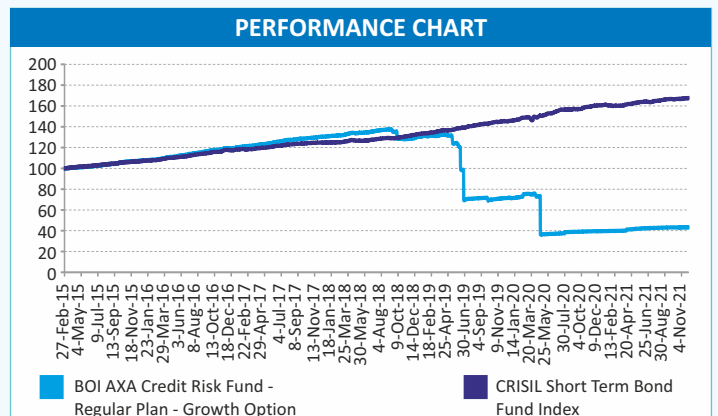
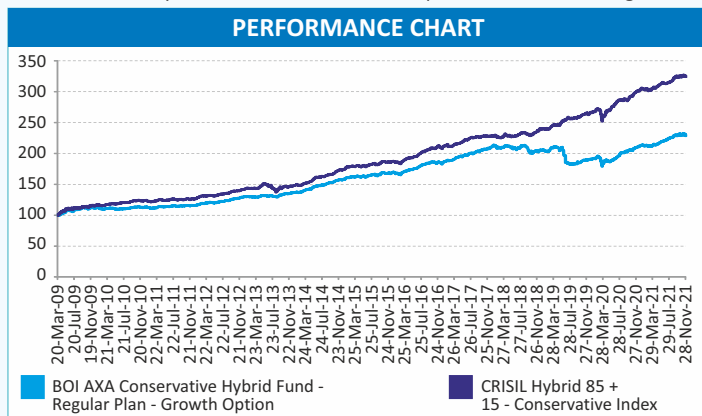
@ In case, the start date or the end date of the concerned period is a non-business day, the NAV of the previous business day is considered for computation of returns.

1. Mr. Alok Singh has been managing the Scheme since February 16, 2017. In addition to this scheme, he manages 7 open ended schemes and co-manages 1 open ended scheme of BOI AXA Mutual Fund\*\*.
2. Period for which scheme's performance has been provided is computed basis on last day of the Month-end preceding the date of publication.
3. Different plans shall have a different expense structure. The performance details provided herein are of Regular plan.

\*\*For more details kindly refer NOTICE-CUM-ADDENDUM NO. 20/2021-22 on <https://www.boiaxamf.in/docs/default-source/reports/addenda-notice/change-in-fm-cessation-of-director-launch-of-plans-in-boi-axa-overnight-fund-and-discontinuation-of-plans-in-boi-axa-liquid-fund-december-01-2021.pdf>

### Notes

1. The details & returns for close ended schemes have not been disclosed as these are not comparable with other schemes.
2. Returns of only those schemes that have completed six months been given.



# Fund - Manager wise Scheme Performance

## BOI AXA Mid & Small Cap Equity & Debt Fund - Regular Plan - Growth Option - PERFORMANCE (as on November 30, 2021)

Fund Manager - Alok Singh**				Current Value of Standard Investment of ₹ 10000 in the		
Period <sup>Ⓔ</sup>	Scheme Returns (%) ^	Benchmark Returns (Nifty Midsmallcap 400 TRI (70%) & CRISIL Short Term Bond Fund Index (30%)) (%)	Additional Benchmark Returns (Nifty 50 TRI) (%)	Scheme Returns (₹)	Benchmark Returns (Nifty Midsmallcap 400 TRI (70%) & CRISIL Short Term Bond Fund Index (30%)) (₹)	Additional Benchmark Returns (Nifty 50 TRI) (₹)
1 year	52.8218%	40.5846%	32.1878%	15,336	14,098	13,249
3 years	22.7230%	18.6397%	17.3845%	18,494	16,707	16,182
5 years	17.7765%	14.7761%	17.0366%	22,672	19,926	21,968
Since inception*	16.8540%	14.3838%	14.9945%	23,080	20,578	21,175

^ Past performance may or may not be sustained in the future. \*Date of Allotment - July 20, 2016.

@ In case, the start date or the end date of the concerned period is a non-business day, the NAV of the previous business day is considered for computation of returns.

1. Mr. Alok Singh has been managing the Scheme since February 16, 2017. In addition to this scheme, he manages 7 open ended schemes and co-manages 1 open ended scheme of BOI AXA Mutual Fund. Mr. Ajay Khandelwal was managing this scheme till November 30, 2021.
2. Period for which scheme's performance has been provided is computed basis on last day of the Month-end preceding the date of publication.
3. Different plans shall have a different expense structure. The performance details provided herein are of Regular plan.

## BOI AXA Arbitrage Fund - Regular Plan - Growth Option - PERFORMANCE (as on November 30, 2021)

Fund Manager - Alok Singh**				Current Value of Standard Investment of ₹ 10000 in the		
Period <sup>Ⓔ</sup>	Scheme Returns (%) ^	Benchmark Returns (NIFTY 50 Arbitrage Index) (%)	Additional Benchmark Returns (CRISIL 1 Year T-bill Index) (%)	Scheme Returns (₹)	Benchmark Returns (NIFTY 50 Arbitrage Index) (₹)	Additional Benchmark Returns (CRISIL 1 Year T-bill Index) (₹)
1 year	2.3216%	4.1360%	3.4870%	10,234	10,417	10,352
3 years	3.6113%	4.3261%	5.8155%	11,124	11,356	11,850
5 years	NA	NA	NA	NA	NA	NA
Since inception*	3.9132%	4.4605%	6.0487%	11,419	11,629	12,251

^ Past performance may or may not be sustained in the future. \*Date of Allotment - June 18, 2018.

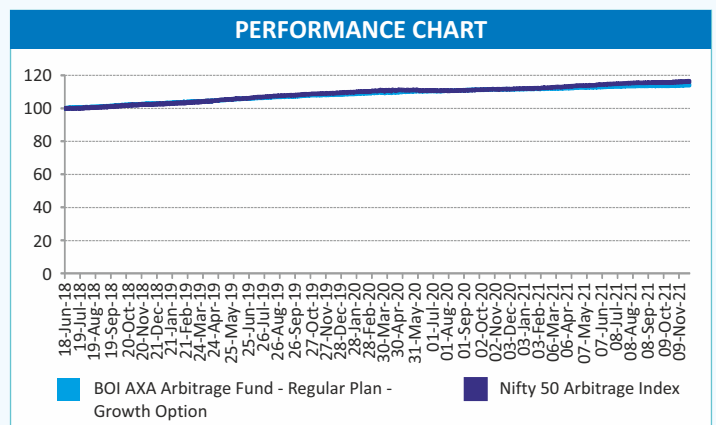
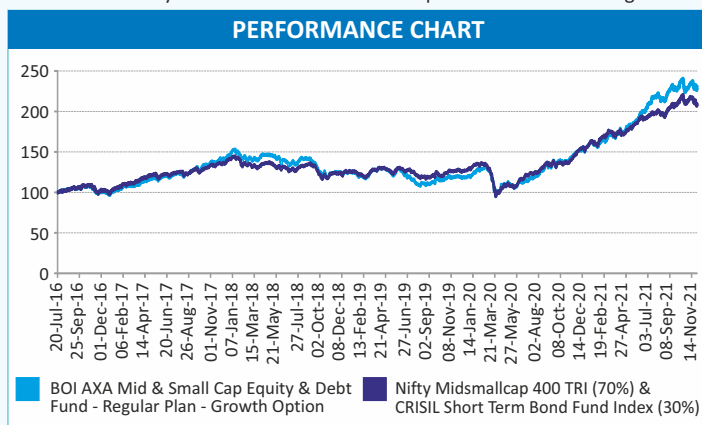
@ In case, the start date or the end date of the concerned period is a non-business day, the NAV of the previous business day is considered for computation of returns.

1. Mr. Alok Singh has been appointed fund Manager for this scheme w.e.f December 1, 2021. In addition to this scheme, he manages 7 open ended schemes and co-manages 1 open ended scheme of BOI AXA Mutual Fund. Mr. Ajay Khandelwal was managing this scheme till November 30, 2021.
2. Period for which scheme's performance has been provided is computed basis on last day of the Month-end preceding the date of publication.
3. Different plans shall have a different expense structure. The performance details provided herein are of Regular plan.

\*\*For more details kindly refer NOTICE-CUM-ADDENDUM NO. 20/2021-22 on <https://www.boiaxamf.in/docs/default-source/reports/addenda-notice/change-in-fm-cessation-of-director-launch-of-plans-in-boi-axa-overnight-fund-and-discontinuation-of-plans-in-boi-axa-liquid-fund-december-01-2021.pdf>

### Notes

1. The details & returns for close ended schemes have not been disclosed as these are not comparable with other schemes.
2. Returns of only those schemes that have completed six months been given.



# Fund - Manager wise Scheme Performance

## BOI AXA Balanced Advantage Fund (Formerly BOI AXA Equity Debt Rebalancer Fund) - Regular Plan - Growth Option - PERFORMANCE (as on November 30, 2021)

Fund Manager - Alok Singh**				Current Value of Standard Investment of ₹ 10000 in the		
Period <sup>®</sup>	Scheme Returns (%) ^	Benchmark Returns (NIFTY 50 Hybrid Composite Debt 50:50 Index) (%)	Additional Benchmark Returns (Nifty 50 TRI) (%)	Scheme Returns (₹)	Benchmark Returns (NIFTY 50 Hybrid Composite Debt 50:50 Index) (%)	Additional Benchmark Returns (Nifty 50 TRI) (₹)
1 year	8.8941%	17.9807%	32.1878%	10,897	11,814	13,249
3 years	3.3670%	14.3162%	17.3845%	11,045	14,945	16,182
5 years	4.1948%	12.6565%	17.0366%	12,282	18,152	21,968
Since inception*	6.6032%	12.5494%	14.6520%	16,386	24,911	28,749

^ Past performance may or may not be sustained in the future. \*Date of Allotment - March 14, 2014.

@ In case, the start date or the end date of the concerned period is a non-business day, the NAV of the previous business day is considered for computation of returns.

1. Mr. Alok Singh has been appointed fund Manager for this scheme w.e.f December 1, 2021. In addition to this scheme, he manages 7 open ended schemes and co manages 1 open ended scheme of BOI AXA Mutual Fund. Mr. Mithraem Bharucha and Mr. Ajay Khandelwal were co-managing this scheme till November 30, 2021.
2. Period for which scheme's performance has been provided is computed basis on last day of the Month-end preceding the date of publication.
3. Different plans shall have a different expense structure. The performance details provided herein are of Regular plan.

## BOI AXA Short Term Income Fund - Regular Plan - Growth Option - PERFORMANCE (as on November 30, 2021)

Fund Manager - Mithraem Bharucha				Current Value of Standard Investment of ₹ 10000 in the		
Period <sup>®</sup>	Scheme Returns (%) ^	Benchmark Returns (CRISIL Short Term Bond Fund Index) (%)	Additional Benchmark Returns (CRISIL 10 Year Gilt Index) (%)	Scheme Returns (₹)	Benchmark Returns (CRISIL Short Term Bond Fund Index) (₹)	Additional Benchmark Returns (CRISIL 10 Year Gilt Index) (₹)
1 year	3.2710%	4.4253%	2.3750%	10,330	10,446	10,239
3 years	-3.8111%	8.3420%	7.8265%	8,899	12,720	12,539
5 years	-0.1149%	7.3142%	5.1199%	9,943	14,235	12,838
Since inception*	4.4038%	7.9300%	5.3699%	17,482	26,889	19,699

^ Past performance may or may not be sustained in the future. \*Date of Allotment - December 18, 2008.

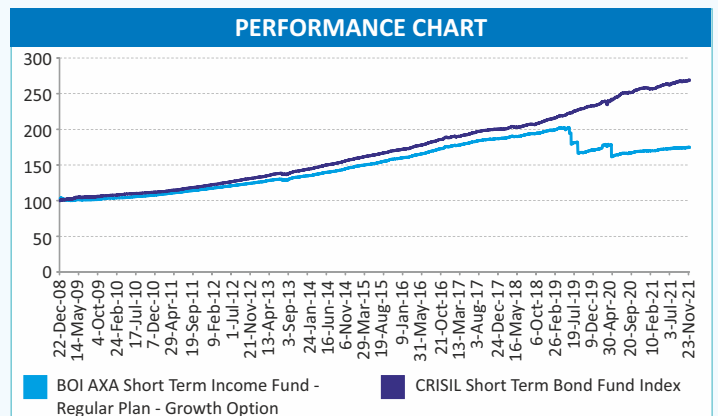
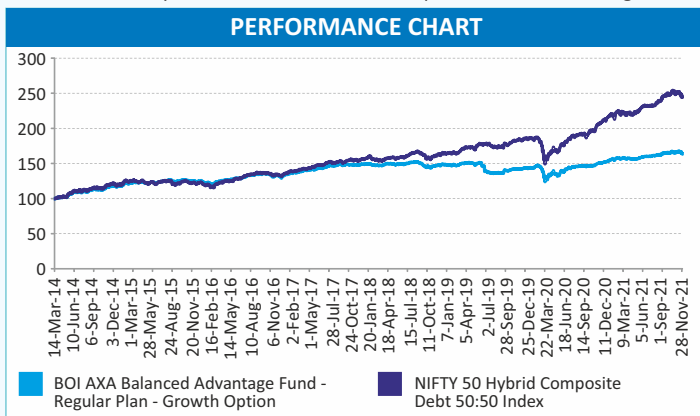
@ In case, the start date or the end date of the concerned period is a non-business day, the NAV of the previous business day is considered for computation of returns.

1. Mr. Mithraem Bharucha has been managing this scheme w.e.f August 17, 2021. In addition to this, he manages 3 open ended schemes of BOI AXA Mutual Fund.
2. Period for which scheme's performance has been provided is computed basis on last day of the Month-end preceding the date of publication.
3. Different plans shall have a different expense structure. The performance details provided herein are of Regular plan.

\*\*For more details kindly refer NOTICE-CUM-ADDENDUM NO. 20/2021-22 on <https://www.boiaxamf.in/docs/default-source/reports/addenda-notice/change-in-fm-cessation-of-director-launch-of-plans-in-boi-axa-overnight-fund-and-discontinuation-of-plans-in-boi-axa-liquid-fund-december-01-2021.pdf>

### Notes

1. The details & returns for close ended schemes have not been disclosed as these are not comparable with other schemes.
2. Returns of only those schemes that have completed six months been given.



# Fund - Manager wise Scheme Performance

## BOI AXA Overnight Fund - Regular Plan - Growth Option - PERFORMANCE (as on November 30, 2021)

Fund Manager - Mithraem Bharucha				Current Value of Standard Investment of ₹ 10000 in the		
Period <sup>®</sup>	Scheme Returns (%) ^	Benchmark Returns (CRISIL Overnight Index) (%)	Additional Benchmark Returns (CRISIL 1 Year T-bill Index) (%)	Scheme Returns (₹)	Benchmark Returns (CRISIL Overnight Index) (₹)	Additional Benchmark Returns (CRISIL 1 Year T-bill Index) (₹)
7 Days	3.2041%	3.2913%	2.9653%	Not Applicable		
15 Days	3.4963%	3.4438%	3.1324%			
30 Days	3.4011%	3.3997%	3.7554%			
1 year	3.1533%	3.2465%	3.4882%	10,315	10,325	10,349
3 years	NA	NA	NA	NA	NA	NA
5 years	NA	NA	NA	NA	NA	NA
Since inception*	3.3085%	3.2714%	4.7105%	10,619	10,612	10,886

^ Past performance may or may not be sustained in the future. \*Date of Allotment - January 28, 2020.

@ In case, the start date or the end date of the concerned period is a non-business day, the NAV of the previous business day is considered for computation of returns.

1. Mr. Mithraem Bharucha has been managing this scheme w.e.f. August 17, 2021. In addition to this, he manages 3 open ended schemes of BOI AXA Mutual Fund\*\*.
2. Period for which scheme's performance has been provided is computed basis on last day of the Month-end preceding the date of publication.
3. Different plans shall have a different expense structure. The performance details provided herein are of Regular plan.

## BOI AXA Flexi Cap Fund^^ (Formerly BOI AXA Multi Cap Fund) - Regular Plan - Growth Option - PERFORMANCE (as on November 30, 2021)

Fund Manager - Alok Singh				Current Value of Standard Investment of ₹ 10000 in the		
Period <sup>®</sup>	Scheme Returns (%) ^	Benchmark Returns (S&P BSE 500 TRI) (%)	Additional Benchmark Returns (Nifty 50 TRI) (%)	Scheme Returns (₹)	Benchmark Returns (S&P BSE 500 TRI) (₹)	Additional Benchmark Returns (Nifty 50 TRI) (₹)
1 year	47.9352%	38.1322%	32.1878%	14,841	13,850	13,249
3 years	NA	NA	NA	NA	NA	NA
5 years	NA	NA	NA	NA	NA	NA
Since inception*	57.8410%	48.7153%	43.6745%	19,160	17,601	16,758

^ Past performance may or may not be sustained in the future. \*Date of Allotment - June 29, 2020.

@ In case, the start date or the end date of the concerned period is a non-business day, the NAV of the previous business day is considered for computation of returns.

1. Mr. Alok Singh has been managing the Scheme since June 29, 2021. In addition to this scheme, he manages 7 open ended schemes and co manages 1 open ended scheme of BOI AXA Mutual Fund.
2. Period for which scheme's performance has been provided is computed basis on last day of the Month-end preceding the date of publication.
3. Different plans shall have a different expense structure. The performance details provided herein are of Regular plan.

^^Fundamental Attributes and Name of the fund has been changed from BOI AXA Multi Cap Fund to BOI AXA Flexi Cap Fund w.e.f. February 03, 2021.

\*\*For more details kindly refer NOTICE-CUM-ADDENDUM NO. 20/2021-22 on <https://www.boiaxamf.in/docs/default-source/reports/addenda-notice/change-in-fm-cessation-of-director-launch-of-plans-in-boi-axa-overnight-fund-and-discontinuation-of-plans-in-boi-axa-liquid-fund-december-01-2021.pdf>

### Notes

1. The details & returns for close ended schemes have not been disclosed as these are not comparable with other schemes.
2. Returns of only those schemes that have completed six months been given.

