

Fund - Manager wise Scheme Performance

BOI AXA Large & Mid Cap Equity Fund - Regular Plan - Growth Option - PERFORMANCE (as on October 29, 2021)

Fund Manager - Alok Singh				Current Value of Standard Investment of ₹ 10000 in the		
Period [®]	Scheme Returns (%) ^	Benchmark Returns (S&P BSE 250 Large MidCap (TRI)) (%)	Additional Benchmark Returns (Nifty 50 TRI) (%)	Scheme Returns (₹)	Benchmark Returns (S&P BSE 250 Large MidCap (TRI)) (₹)	Additional Benchmark Returns (Nifty 50 TRI) (₹)
1 year	57.3711%	57.7456%	53.5421%	15,718	15,755	15,336
3 years	21.2323%	21.4004%	20.8153%	17,808	17,883	17,625
5 years	13.4695%	16.7541%	16.8055%	18,823	21,714	21,761
Since inception*	14.1555%	16.4583%	15.2914%	56,150	72,843	63,884

^ Past performance may or may not be sustained in the future. *Date of Allotment - October 21, 2008.

@ In case, the start date or the end date of the concerned period is a non-business day, the NAV of the previous business day is considered for computation of returns.

1. Mr. Alok Singh has been managing the Scheme since February 16, 2017. In addition to this scheme, he manages 5 open ended schemes and co-manages 1 open ended scheme of BOI AXA Mutual Fund.
2. Period for which scheme's performance has been provided is computed basis on last day of the Month-end preceding the date of publication.
3. Different plans shall have a different expense structure. The performance details provided herein are of Regular plan.

BOI AXA Manufacturing & Infrastructure Fund - Regular Plan - Growth Option - PERFORMANCE (as on October 29, 2021)

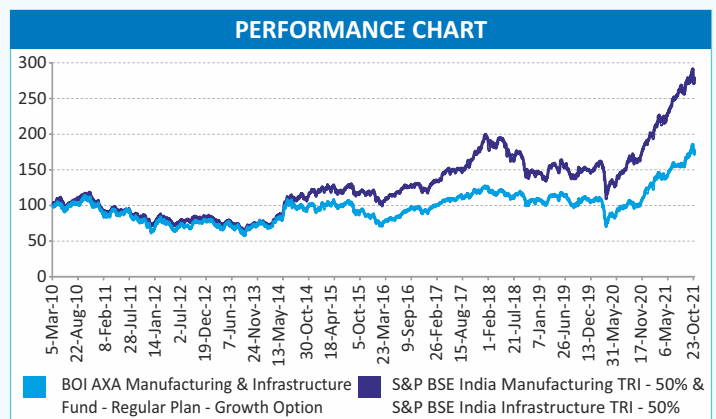
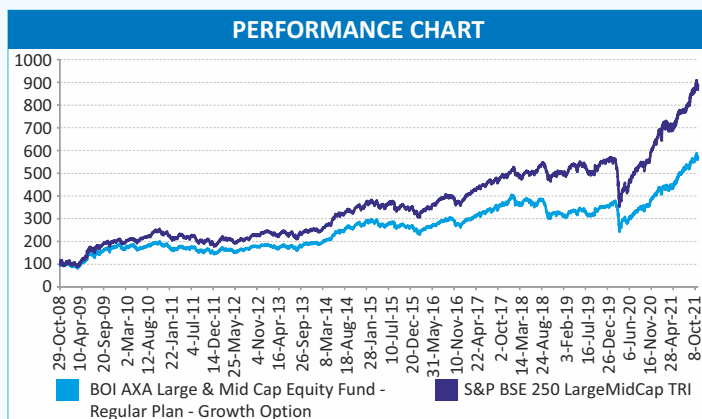
Fund Manager - Alok Singh				Current Value of Standard Investment of ₹ 10000 in the		
Period [®]	Scheme Returns (%) ^	Benchmark Returns# (S&P BSE India Manufacturing TRI - 50% & S&P BSE India Infrastructure TRI - 50%) (%)	Additional Benchmark Returns (Nifty 50 TRI) (%)	Scheme Returns (₹)	Benchmark Returns# (S&P BSE India Manufacturing TRI - 50% & S&P BSE India Infrastructure TRI - 50%) (₹)	Additional Benchmark Returns (Nifty 50 TRI) (₹)
1 year	69.9207%	72.5234%	53.5421%	16,967	17,227	15,336
3 years	24.9064%	18.3393%	20.8153%	19,476	16,565	17,625
5 years	16.4584%	12.0457%	16.8055%	21,440	17,670	21,761
Since inception*	9.1814%	4.7858%	12.6433%	27,850	17,248	40,090

^ Past performance may or may not be sustained in the future. *Date of Allotment - March 5, 2010. @ In case, the start date or the end date of the concerned period is a non-business day, the NAV of the previous business day is considered for computation of returns.

1. Mr. Alok Singh has been managing the Scheme since February 16, 2017. In addition to this scheme, he manages 5 open ended schemes and co-manages 1 open ended scheme of BOI AXA Mutual Fund.
2. Period for which scheme's performance has been provided is computed basis on last day of the Month-end preceding the date of publication.
3. Different plans shall have a different expense structure. The performance details provided herein are of Regular plan.

Notes

1. The details & returns for close ended schemes have not been disclosed as these are not comparable with other schemes.
2. Returns of only those schemes that have completed six months been given.



#Scheme Benchmark • Since date of allotment: Nifty Infrastructure Index TRI; • Post Jan 19, 2016 - till date: S&P BSE Infrastructure Index TRI (50%) & S&P BSE Manufacturing Index TRI (50%)

Fund - Manager wise Scheme Performance

BOI AXA Conservative Hybrid Fund - Regular Plan - Growth Option - PERFORMANCE (as on October 29, 2021)

Fund Manager - Alok Singh				Current Value of Standard Investment of ₹ 10000 in the		
Period [®]	Scheme Returns (%) ^	Benchmark Returns (CRISIL Hybrid 85 + 15 - Conservative Index) (%)	Additional Benchmark Returns (CRISIL 10 Year Gilt Index) (%)	Scheme Returns (₹)	Benchmark Returns (CRISIL Hybrid 85 + 15 - Conservative Index) (₹)	Additional Benchmark Returns (CRISIL 10 Year Gilt Index) (₹)
1 year	11.9803%	10.7653%	1.6548%	11,198	11,077	10,165
3 years	4.4269%	11.8326%	8.2959%	11,386	13,982	12,698
5 years	4.2748%	9.1996%	5.8479%	12,331	15,535	13,291
Since inception*	6.8075%	9.7538%	6.0078%	22,970	32,389	20,890

^ Past performance may or may not be sustained in the future. *Date of Allotment - March 18, 2009.

@ In case, the start date or the end date of the concerned period is a non-business day, the NAV of the previous business day is considered for computation of returns.

1. Mr. Alok Singh has been managing the Scheme since May 21, 2012. In addition to this scheme, he manages 5 open ended schemes and co-manages 1 open ended scheme of BOI AXA Mutual Fund.
2. Period for which scheme's performance has been provided is computed basis on last day of the Month-end preceding the date of publication.
3. Different plans shall have a different expense structure. The performance details provided herein are of Regular plan.

BOI AXA Credit Risk Fund - Regular Plan - Growth Option - PERFORMANCE (as on October 29, 2021)

Fund Manager - Alok Singh				Current Value of Standard Investment of ₹ 10000 in the		
Period [®]	Scheme Returns (%) ^	Benchmark Returns (CRISIL Short Term Bond Fund Index) (%)	Additional Benchmark Returns (CRISIL 10 Year Gilt Index) (%)	Scheme Returns (₹)	Benchmark Returns (CRISIL Short Term Bond Fund Index) (₹)	Additional Benchmark Returns (CRISIL 10 Year Gilt Index) (₹)
1 year	9.8778%	4.8249%	1.6548%	10,985	10,481	10,165
3 years	-30.3684%	8.5939%	8.2959%	3,379	12,803	12,698
5 years	-18.1647%	7.5383%	5.8479%	3,666	14,388	13,291
Since inception*	-11.8013%	7.9568%	6.8791%	4,324	16,672	15,592

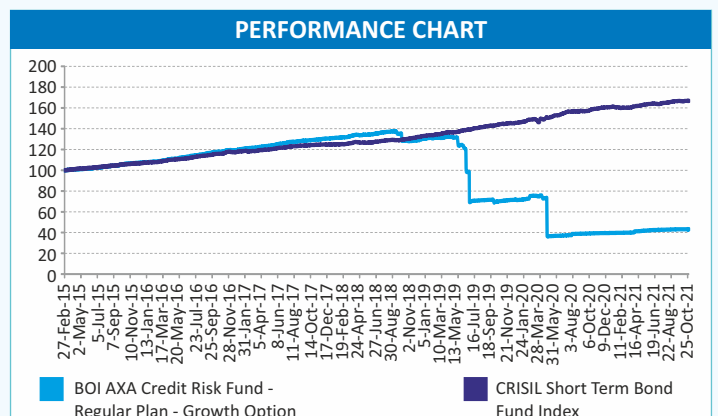
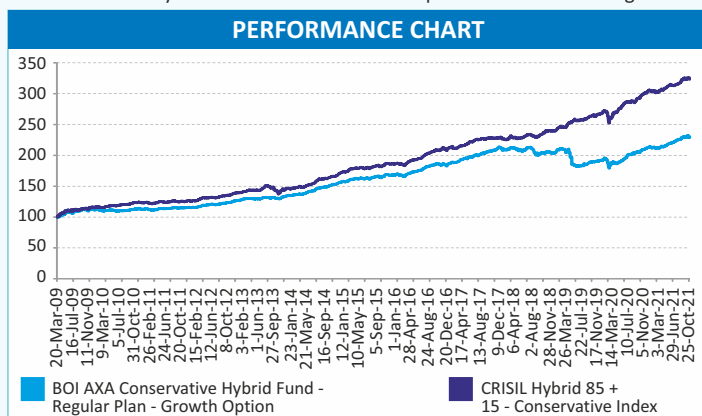
^ Past performance may or may not be sustained in the future. *Date of Allotment - February 27, 2015.

@ In case, the start date or the end date of the concerned period is a non-business day, the NAV of the previous business day is considered for computation of returns.

1. Mr. Alok Singh has been managing the Scheme since February 27, 2015. In addition to this scheme, he manages 5 open ended schemes and co-manages 1 open ended scheme of BOI AXA Mutual Fund.
2. Period for which scheme's performance has been provided is computed basis on last day of the Month-end preceding the date of publication.
3. Different plans shall have a different expense structure. The performance details provided herein are of Regular plan.

Notes

1. The details & returns for close ended schemes have not been disclosed as these are not comparable with other schemes.
2. Returns of only those schemes that have completed six months been given.



Fund - Manager wise Scheme Performance

BOI AXA Mid & Small Cap Equity & Debt Fund - Regular Plan - Growth Option - PERFORMANCE (as on October 29, 2021)

Fund Manager - Alok Singh Assistant Fund Manager - Ajay Khandelwal				Current Value of Standard Investment of ₹ 10000 in the		
Period [®]	Scheme Returns (%) ^	Benchmark Returns (Nifty Midsmallcap 400 TRI (70%) & CRISIL Short Term Bond Fund Index (30%)) (%)	Additional Benchmark Returns (Nifty 50 TRI) (%)	Scheme Returns (₹)	Benchmark Returns (Nifty Midsmallcap 400 TRI (70%) & CRISIL Short Term Bond Fund Index (30%)) (₹)	Additional Benchmark Returns (Nifty 50 TRI) (₹)
1 year	63.7744%	58.0041%	53.5421%	16,355	15,781	15,336
3 years	22.8275%	19.6473%	20.8153%	18,520	17,120	17,625
5 years	16.1407%	13.6804%	16.8055%	21,148	18,999	21,761
Since inception*	16.7400%	14.7673%	16.1183%	22,650	20,700	22,020

[®] Past performance may or may not be sustained in the future. *Date of Allotment - July 20, 2016.

@ In case, the start date or the end date of the concerned period is a non-business day, the NAV of the previous business day is considered for computation of returns.

1. Mr. Alok Singh has been managing the Scheme as Fund manager since February 16, 2017. In addition to this scheme, he manages 5 open ended schemes and comanages 1 open ended scheme of BOI AXA Mutual Fund. Mr. Ajay Khandelwal has been appointed as Assistant Fund Manager for this scheme since December 1, 2017. In addition to this, he manages 2 open ended schemes, 1 close ended scheme and co-manages 1 open ended scheme of BOI AXA Mutual Fund.
2. Period for which scheme's performance has been provided is computed basis on last day of the Month-end preceding the date of publication.
3. Different plans shall have a different expense structure. The performance details provided herein are of Regular plan.

BOI AXA Arbitrage Fund - Regular Plan - (70%) Option - PERFORMANCE (as on October 29, 2021)

Fund Manager - Ajay Khandelwal				Current Value of Standard Investment of ₹ 10000 in the		
Period [®]	Scheme Returns (%) ^	Benchmark Returns (NIFTY 50 Arbitrage Index) (%)	Additional Benchmark Returns (CRISIL 1 Year T-bill Index) (%)	Scheme Returns (₹)	Benchmark Returns (NIFTY 50 Arbitrage Index) (₹)	Additional Benchmark Returns (CRISIL 1 Year T-bill Index) (₹)
1 year	2.0525%	3.8853%	3.4974%	10,205	10,387	10,349
3 years	3.6651%	4.3384%	6.0128%	11,139	11,357	11,913
5 years	NA	NA	NA	NA	NA	NA
Since inception*	3.9413%	4.4865%	6.1071%	11,391	11,594	12,211

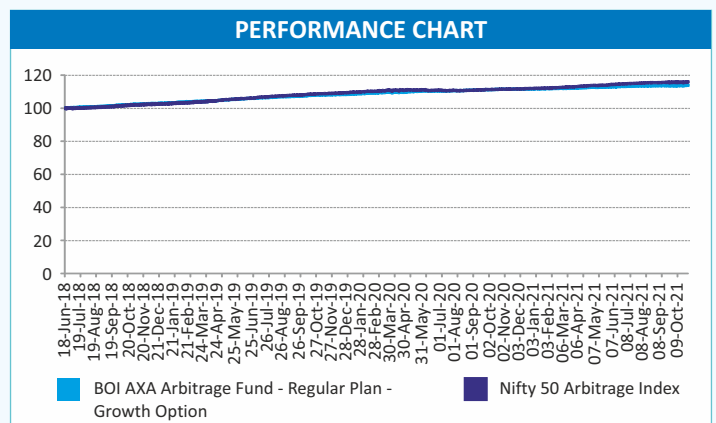
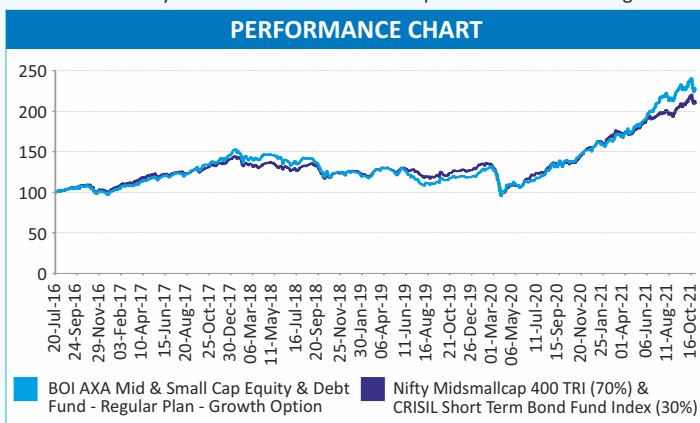
[®] Past performance may or may not be sustained in the future. *Date of Allotment - June 18, 2018.

@ In case, the start date or the end date of the concerned period is a non-business day, the NAV of the previous business day is considered for computation of returns.

1. Mr. Ajay Khandelwal has been managing this scheme since June 18, 2018. In addition to this, he manages 1 open ended scheme, 1 close ended scheme and also comanages 1 open ended scheme. Further, Mr. Khandelwal is also an Assistant Fund Manager for 1 open ended scheme of BOI AXA Mutual Fund.
2. Period for which scheme's performance has been provided is computed basis on last day of the Month-end preceding the date of publication.
3. Different plans shall have a different expense structure. The performance details provided herein are of Regular plan.

Notes

1. The details & returns for close ended schemes have not been disclosed as these are not comparable with other schemes.
2. Returns of only those schemes that have completed six months been given.



Fund - Manager wise Scheme Performance

BOI AXA Overnight Fund - Regular Plan - Growth Option - PERFORMANCE (as on October 31, 2021)

Fund Manager - Mithraem Bharucha				Current Value of Standard Investment of ₹ 10000 in the		
Period [®]	Scheme Returns (%) ^	Benchmark Returns (CRISIL Overnight Index) (%)	Additional Benchmark Returns (CRISIL 1 Year T-bill Index) (%)	Scheme Returns (₹)	Benchmark Returns (CRISIL Overnight Index) (₹)	Additional Benchmark Returns (CRISIL 1 Year T-bill Index) (₹)
7 Days	3.2846%	3.3340%	-0.5861%	Not Applicable		
15 Days	3.2897%	3.3291%	0.1837%			
30 Days	3.2153%	3.2447%	1.4313%			
1 year	3.1068%	3.1981%	3.5098%	10,311	10,320	10,351
3 years	NA	NA	NA	NA	NA	NA
5 years	NA	NA	NA	NA	NA	NA
Since inception*	3.3017%	3.2629%	4.7522%	10,589	10,582	10,852

^ Past performance may or may not be sustained in the future. *Date of Allotment - January 28, 2020.

@ In case, the start date or the end date of the concerned period is a non-business day, the NAV of the previous business day is considered for computation of returns.

1. Mr. Mithraem Bharucha has been managing this scheme w.e.f. August 17, 2021. In addition to this, he manages 3 open ended scheme, and co-manages 1 open ended scheme of BOI AXA Mutual Fund.
2. Period for which scheme's performance has been provided is computed basis on last day of the Month-end preceding the date of publication.
3. Different plans shall have a different expense structure. The performance details provided herein are of Regular plan.

BOI AXA Flexi Cap Fund** (Formerly BOI AXA Multi Cap Fund) - Regular Plan - Growth Option - PERFORMANCE (as on October 29, 2021)

Fund Manager - Alok Singh				Current Value of Standard Investment of ₹ 10000 in the		
Period [®]	Scheme Returns (%) ^	Benchmark Returns (S&P BSE 500 TRI) (%)	Additional Benchmark Returns (Nifty 50 TRI) (%)	Scheme Returns (₹)	Benchmark Returns (S&P BSE 500 TRI) (₹)	Additional Benchmark Returns (Nifty 50 TRI) (₹)
1 year	70.7798%	59.4385%	53.5421%	17,053	15,923	15,336
3 years	NA	NA	NA	NA	NA	NA
5 years	NA	NA	NA	NA	NA	NA
Since inception*	67.5007%	56.0376%	51.4986%	19,930	18,128	17,426

^ Past performance may or may not be sustained in the future. *Date of Allotment - June 29, 2020.

@ In case, the start date or the end date of the concerned period is a non-business day, the NAV of the previous business day is considered for computation of returns.

1. Mr. Alok Singh has been managing the Scheme since June 29, 2021. In addition to this scheme, he manages 5 open ended schemes and co-manages 1 open ended scheme of BOI AXA Mutual Fund.
2. Period for which scheme's performance has been provided is computed basis on last day of the Month-end preceding the date of publication.
3. Different plans shall have a different expense structure. The performance details provided herein are of Regular plan.

**Fundamental Attributes and Name of the fund has been changed from BOI AXA Multi Cap Fund to BOI AXA Flexi Cap Fund w.e.f. February 03, 2021.

Notes

1. The details & returns for close ended schemes have not been disclosed as these are not comparable with other schemes.
2. Returns of only those schemes that have completed six months been given.

