

Fund - Manager wise Scheme Performance

BOI AXA Ultra Short Duration Fund - Regular Plan - Growth Option - PERFORMANCE (as on October 29, 2021)

Fund Manager - Mithraem Bharucha				Current Value of Standard Investment of ₹ 10000 in the		
Period [@]	Scheme Returns (%) ^	Benchmark Returns (CRISIL Liquid Fund Index) (%)	Additional Benchmark Returns (CRISIL 1 Year T-bill Index) (%)	Scheme Returns (₹)	Benchmark Returns (CRISIL Liquid Fund Index) (₹)	Additional Benchmark Returns (CRISIL 1 Year T-bill Index) (₹)
1 year	3.0577%	3.5458%	3.5070%	10,306	10,355	10,351
3 years	5.4923%	5.2445%	6.0128%	11,738	11,656	11,913
5 years	6.3721%	5.9510%	6.0120%	13,623	13,356	13,394
Since inception*	7.3435%	7.0393%	6.4638%	25,661	24,711	23,001

^ Past performance may or may not be sustained in the future. *Date of Allotment - July 16, 2008.

@ In case, the start date or the end date of the concerned period is a non-business day, the NAV of the previous business day is considered for computation of returns.

1. Mr. Mithraem Bharucha has been managing this scheme w.e.f. August 17, 2021. In addition to this, he manages 3 open ended scheme, and co-manages 1 open ended scheme of BOI AXA Mutual Fund.
2. Period for which scheme's performance has been provided is computed basis on last day of the Month-end preceding the date of publication.
3. Different plans shall have a different expense structure. The performance details provided herein are of Regular plan.

BOI AXA Liquid Fund - Regular Plan - Growth Option - PERFORMANCE (as on October 31, 2021)

Fund Manager - Mithraem Bharucha				Current Value of Standard Investment of ₹ 10000 in the		
Period [@]	Scheme Returns (%) ^	Benchmark Returns (CRISIL Liquid Fund Index) (%)	Additional Benchmark Returns (CRISIL 1 Year T-bill Index) (%)	Scheme Returns (₹)	Benchmark Returns (CRISIL Liquid Fund Index) (₹)	Additional Benchmark Returns (CRISIL 1 Year T-bill Index) (₹)
7 Days	2.6086%	2.8503%	-0.5861%	Not Applicable		
15 Days	2.7103%	2.8550%	0.1837%			
30 Days	3.1662%	3.3481%	1.4313%			
1 year	3.1500%	3.5473%	3.5098%	10,315	10,355	10,351
3 years	4.8053%	5.2418%	6.0090%	11,513	11,658	11,915
5 years	5.6666%	5.9472%	6.0093%	13,175	13,351	13,390
Since inception*	6.7766%	7.0379%	6.4627%	23,925	24,716	23,006

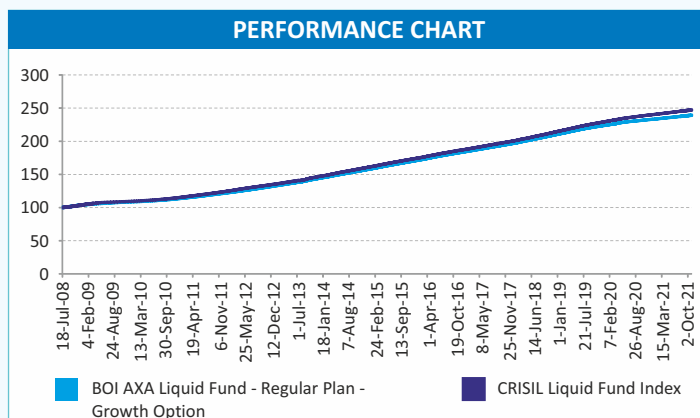
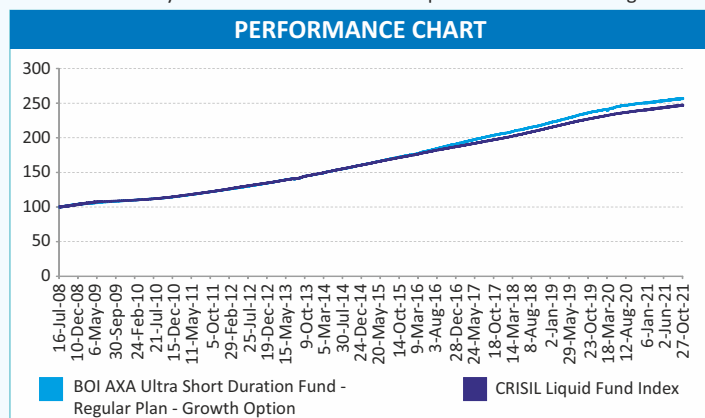
^ Past performance may or may not be sustained in the future. *Date of Allotment - July 16, 2008.

@ In case, the start date or the end date of the concerned period is a non-business day, the NAV of the previous business day is considered for computation of returns.

1. Mr. Mithraem Bharucha has been managing this scheme w.e.f. August 17, 2021. In addition to this, he manages 3 open ended scheme, and co-manages 1 open ended scheme of BOI AXA Mutual Fund.
2. Period for which scheme's performance has been provided is computed basis on last day of the Month-end preceding the date of publication.
3. Different plans shall have a different expense structure. The performance details provided herein are of Regular plan.

Notes

1. The details & returns for close ended schemes have not been disclosed as these are not comparable with other schemes.
2. Returns of only those schemes that have completed six months been given.



Fund - Manager wise Scheme Performance

BOI AXA Equity Debt Rebalancer Fund - Regular Plan - Growth Option - PERFORMANCE (as on October 29, 2021)

Co-Fund Managers -Ajay Khandelwal (Equity) & Mithraem Bharucha (Debt)				Current Value of Standard Investment of ₹ 10000 in the		
Period [®]	Scheme Returns (%) ^	Benchmark Returns (Nifty 50 TRI - 50% & CRISIL Short Term Bond Fund Index - 50%) (%)	Additional Benchmark Returns (Nifty 50 TRI) (%)	Scheme Returns (₹)	Benchmark Returns (Nifty 50 TRI - 50% & CRISIL Short Term Bond Fund Index - 50%) (₹)	Additional Benchmark Returns (Nifty 50 TRI) (₹)
1 year	12.5112%	29.0024%	53.5421%	11,251	12,900	15,336
3 years	4.5390%	14.7046%	20.8153%	11,423	15,086	17,625
5 years	4.1463%	12.1719%	16.8055%	12,255	17,770	21,761
Since inception*	6.8202%	11.8478%	15.4220%	16,550	23,513	29,896

^ Past performance may or may not be sustained in the future. *Date of Allotment - March 14, 2014.

@ In case, the start date or the end date of the concerned period is a non-business day, the NAV of the previous business day is considered for computation of returns.

1. Mr. Ajay Khandelwal and Mr. Mithraem Bharucha have been managing the Scheme as co- fund managers since July 15, 2019 and August 17, 2021 respectively. In addition to this scheme, Mr. Khandelwal manages 2 open ended schemes, 1 close ended scheme and is also an Assistant Fund Manager of 1 open ended scheme of BOI AXA Mutual Fund. In addition to this scheme Mr. Mithraem Bharucha manages 4 open ended schemes BOI AXA Mutual Fund.
2. Period for which scheme's performance has been provided is computed basis on last day of the Month-end preceding the date of publication.
3. Different plans shall have a different expense structure. The performance details provided herein are of Regular plan.

BOI AXA Short Term Income Fund - Regular Plan - Growth Option - PERFORMANCE (as on October 29, 2021)

Fund Manager - Mithraem Bharucha				Current Value of Standard Investment of ₹ 10000 in the		
Period [®]	Scheme Returns (%) ^	Benchmark Returns (CRISIL Short Term Bond Fund Index) (%)	Additional Benchmark Returns (CRISIL 10 Year Gilt Index) (%)	Scheme Returns (₹)	Benchmark Returns (CRISIL Short Term Bond Fund Index) (₹)	Additional Benchmark Returns (CRISIL 10 Year Gilt Index) (₹)
1 year	3.2314%	4.8366%	1.6548%	10,323	10,484	10,165
3 years	-3.6202%	8.5939%	8.2959%	8,954	12,803	12,698
5 years	0.1548%	7.5383%	5.8479%	10,078	14,388	13,291
Since inception*	4.4073%	7.9420%	5.3297%	17,424	26,748	19,513

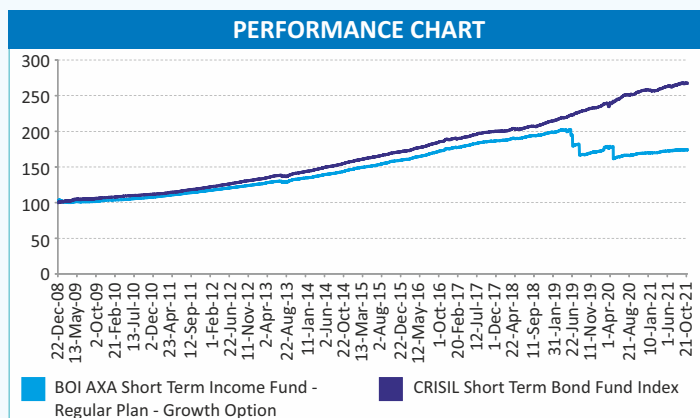
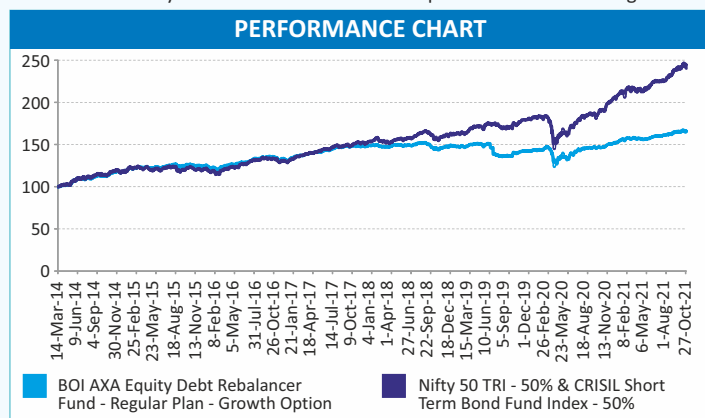
^ Past performance may or may not be sustained in the future. *Date of Allotment - December 18, 2008.

@ In case, the start date or the end date of the concerned period is a non-business day, the NAV of the previous business day is considered for computation of returns.

1. Mr. Mithraem Bharucha has been managing this scheme w.e.f. August 17, 2021. In addition to this, he manages 3 open ended scheme, and co- manages 1 open ended scheme of BOI AXA Mutual Fund.
2. Period for which scheme's performance has been provided is computed basis on last day of the Month-end preceding the date of publication.
3. Different plans shall have a different expense structure. The performance details provided herein are of Regular plan.

Notes

1. The details & returns for close ended schemes have not been disclosed as these are not comparable with other schemes.
2. Returns of only those schemes that have completed six months been given.



Fund - Manager wise Scheme Performance

BOI AXA Overnight Fund - Regular Plan - Growth Option - PERFORMANCE (as on October 31, 2021)

Fund Manager - Mithraem Bharucha				Current Value of Standard Investment of ₹ 10000 in the		
Period [®]	Scheme Returns (%) ^	Benchmark Returns (CRISIL Overnight Index) (%)	Additional Benchmark Returns (CRISIL 1 Year T-bill Index) (%)	Scheme Returns (₹)	Benchmark Returns (CRISIL Overnight Index) (₹)	Additional Benchmark Returns (CRISIL 1 Year T-bill Index) (₹)
7 Days	3.2846%	3.3340%	-0.5861%	Not Applicable		
15 Days	3.2897%	3.3291%	0.1837%			
30 Days	3.2153%	3.2447%	1.4313%			
1 year	3.1068%	3.1981%	3.5098%	10,311	10,320	10,351
3 years	NA	NA	NA	NA	NA	NA
5 years	NA	NA	NA	NA	NA	NA
Since inception*	3.3017%	3.2629%	4.7522%	10,589	10,582	10,852

^ Past performance may or may not be sustained in the future. *Date of Allotment - January 28, 2020.

@ In case, the start date or the end date of the concerned period is a non-business day, the NAV of the previous business day is considered for computation of returns.

1. Mr. Mithraem Bharucha has been managing this scheme w.e.f. August 17, 2021. In addition to this, he manages 3 open ended scheme, and co-manages 1 open ended scheme of BOI AXA Mutual Fund.
2. Period for which scheme's performance has been provided is computed basis on last day of the Month-end preceding the date of publication.
3. Different plans shall have a different expense structure. The performance details provided herein are of Regular plan.

BOI AXA Flexi Cap Fund** (Formerly BOI AXA Multi Cap Fund) - Regular Plan - Growth Option - PERFORMANCE (as on October 29, 2021)

Fund Manager - Alok Singh				Current Value of Standard Investment of ₹ 10000 in the		
Period [®]	Scheme Returns (%) ^	Benchmark Returns (S&P BSE 500 TRI) (%)	Additional Benchmark Returns (Nifty 50 TRI) (%)	Scheme Returns (₹)	Benchmark Returns (S&P BSE 500 TRI) (₹)	Additional Benchmark Returns (Nifty 50 TRI) (₹)
1 year	70.7798%	59.4385%	53.5421%	17,053	15,923	15,336
3 years	NA	NA	NA	NA	NA	NA
5 years	NA	NA	NA	NA	NA	NA
Since inception*	67.5007%	56.0376%	51.4986%	19,930	18,128	17,426

^ Past performance may or may not be sustained in the future. *Date of Allotment - June 29, 2020.

@ In case, the start date or the end date of the concerned period is a non-business day, the NAV of the previous business day is considered for computation of returns.

1. Mr. Alok Singh has been managing the Scheme since June 29, 2021. In addition to this scheme, he manages 5 open ended schemes and co-manages 1 open ended scheme of BOI AXA Mutual Fund.
2. Period for which scheme's performance has been provided is computed basis on last day of the Month-end preceding the date of publication.
3. Different plans shall have a different expense structure. The performance details provided herein are of Regular plan.

**Fundamental Attributes and Name of the fund has been changed from BOI AXA Multi Cap Fund to BOI AXA Flexi Cap Fund w.e.f. February 03, 2021.

Notes

1. The details & returns for close ended schemes have not been disclosed as these are not comparable with other schemes.
2. Returns of only those schemes that have completed six months been given.

