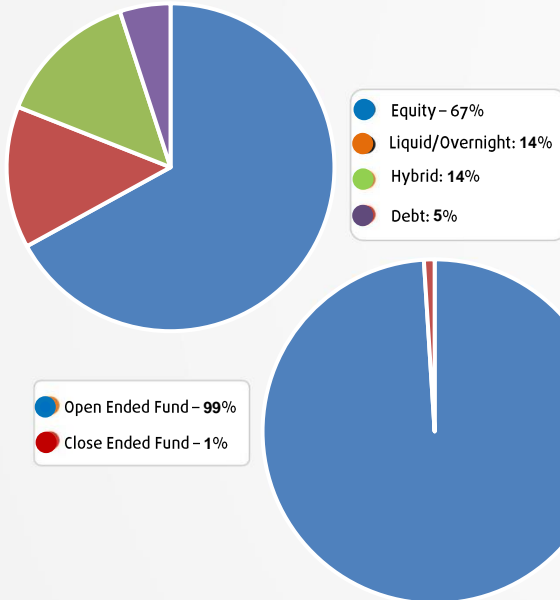


Key Figures as on March 31, 2025

₹11,429.88 Cr*
of assets under
management

Tailored and Diversified Solutions

Product Range of **20** Open Ended Funds



NATIONAL REACH



BOI MF BRANCHES

Ahmedabad	Bangalore	Pune
Chandigarh	Chennai	Jaipur
Kolkata	Lucknow	Mumbai
New Delhi	Patna	Vadodara
Hyderabad		

SATELLITE LOCATIONS

Agra	Ghaziabad	Raipur
Alibaug	Goa	Ranchi
Barasat	Gurgaon	Ratnagiri
Bardhaman	Howrah	Sambalpur
Bhopal	Indore	Siliguri
Bhubaneswar	Jamshedpur	Solapur
Bhuj	Kanpur	Surat
Dhanbad	Kolhapur	Wardha
Durgapur	Nagpur	Ghaziabad
Gaya	Nashik	

OUR PRODUCT RANGE

Equity Funds-

- Bank of India Flexi Cap Fund
- Bank of India Small Cap Fund
- Bank of India ELSS Tax Saver
- Bank of India Multi Cap Fund
- Bank of India Business Cycle Fund
- Bank of India Manufacturing & Infrastructure Fund
- Bank of India Consumption Fund
- Bank of India Large & Mid Cap Equity Fund
- Bank of India Bluechip Fund

Debt Funds-

- Bank of India Liquid Fund
- Bank of India Ultra Short Duration Fund
- Bank of India Credit Risk Fund
- Bank of India Overnight Fund
- Bank of India Short Term Income Fund
- Bank of India Money Market Fund

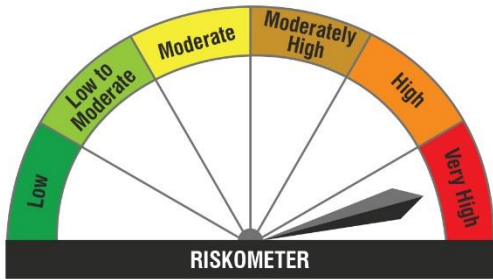
Hybrid Funds-

- Bank of India Mid & Small Cap Equity & Debt Fund
- Bank of India Multi Asset Allocation Fund
- Bank of India Balanced Advantage Fund
- Bank of India Conservative Hybrid Fund
- Bank of India Arbitrage Fund

The above Assets Under Management as of 31st March 2025 include Equity: ₹627,776.48 | Debt: ₹53,738.36 | Hybrid: ₹1,64,318.17 | Liquid: ₹152,391.58 | ELSS: ₹140,634.61
Geographical Spread: Top 5 Cities: 51.04% | Next 10 Cities: 13.88% | Next 20 Cities: 7.45% | Next 75 Cities: 8.30% | Others: 19.34%

*AUM as on March 31, 2025. This document is for information purposes only and does not in anyway constitute an offer, solicitation or specific recommendation with respect to the purchase or sale of securities issued by any fund which is promoted or managed by Bank of India Investment Managers Private Limited

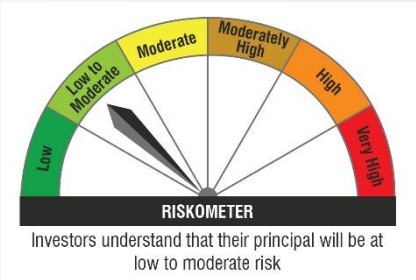

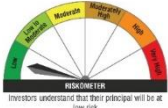

Product Label

Equity Scheme	Type	This product is suitable for investors who are seeking*:	Risk-o-meter is based on the scheme portfolio as on March 31, 2025
Bank of India Flexi Cap Fund	An open-ended dynamic equity scheme investing across large cap, mid cap, small cap stocks	<ul style="list-style-type: none"> Capital appreciation over medium to long term Investment in a diversified portfolio consisting of equity and equity related instruments across market capitalization. 	 <p>RISKOMETER</p> <p>Investors understand that their principal will be at very high risk</p>
Bank of India Small Cap Fund	An open-ended equity scheme predominantly investing in small cap stocks	<ul style="list-style-type: none"> Long term capital appreciation Investment predominantly in equity & equity related instruments of Small Cap companies. 	
Bank of India ELSS Tax Saver	An open-ended equity linked saving scheme with a statutory lock in of 3 years and tax benefit.	<ul style="list-style-type: none"> Long term capital growth Investment in equity and equity-related securities of companies across market capitalizations. 	
Bank of India Multi Cap Fund	An open-ended equity scheme investing across large cap, mid cap, small cap stocks	<ul style="list-style-type: none"> Long term capital appreciation Investments in equity and equity related instruments across large cap, mid cap, small cap stocks. 	
Bank of India Business Cycle Fund	An open-ended equity scheme investing in sector based on its business cycle	<ul style="list-style-type: none"> Long term capital appreciation Investment in equity and equity related instruments with a focus on navigating business cycles through dynamic allocation between various sectors and stocks at different stages of business cycles in the economy. 	
Bank of India Manufacturing & Infrastructure Fund	An open-ended equity scheme investing in manufacturing and infrastructure sectors	<ul style="list-style-type: none"> Long term capital growth Investment in equity and equity-related securities of companies engaged in manufacturing & infrastructure and related sectors. 	
Bank of India Consumption Fund	An open-ended equity scheme following consumption theme	<ul style="list-style-type: none"> Long term capital appreciation An equity scheme investing in equity & equity related securities of companies engaged in consumption and consumption related sector or allied sectors. 	
Bank of India Large & Mid Cap Equity Fund	An open-ended equity scheme investing in both large cap and mid cap stocks	<ul style="list-style-type: none"> Long term capital growth Investment in equity and equity related securities including equity derivatives of companies across market capitalizations. 	
Bank of India Bluechip Fund	An open-ended equity scheme predominantly investing in large cap stocks	<ul style="list-style-type: none"> Long term capital appreciation Investment predominantly in equity and equity-related instruments of large cap companies. 	

*Investor should consult their financial advisor if they are not clear about the suitability of the product.

MUTUAL FUND INVESTMENTS ARE SUBJECT TO MARKET RISKS, READ ALL SCHEME RELATED DOCUMENTS CAREFULLY.





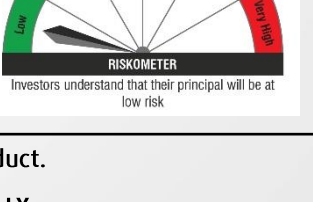
Product Label

Debt Scheme	Type	This product is suitable for investors who are seeking*:	Risk-o-meter is based on the scheme portfolio as on March 31, 2025
Bank of India Liquid Fund	An open-ended liquid scheme. A relatively low-interest-rate risk and moderate credit risk.	<ul style="list-style-type: none"> Income over short term. Investment in Debt & Money Market Instruments. 	 <p>Investors understand that their principal will be at low to moderate risk</p>
Bank of India Money Market Fund	An open-ended debt scheme investing in money market instruments. A relatively low-interest rate risk and moderate credit risk	<ul style="list-style-type: none"> Regular income over short to medium term. Investment in Money Market instruments with maturity up to one year. 	
Bank of India Ultra Short Duration Fund	An open-ended ultra-short term debt scheme investing in instruments with macaulay duration of the portfolio between 3 months and 6 months. A relatively low-interest-rate risk and moderate credit risk.	<ul style="list-style-type: none"> Regular income over short to medium term Investment in Debt & Money Market instruments such that the Macaulay duration of the portfolio is between 3 months and 6 months. 	
Bank of India Credit Risk Fund	An open-ended debt scheme predominantly investing in AA and below rated corporate bonds (excluding AA+ rated corporate bonds). A moderate interest rate risk and relatively high credit risk.	<ul style="list-style-type: none"> Long term capital appreciation. Investment primarily in corporate debt securities with medium to long term maturities across the credit spectrum within the universe of investment grade rating. 	 <p>Investors understand that their principal will be at high risk</p>
Bank of India Overnight Fund	An open-ended debt scheme investing in overnight securities. A relatively low - interest-rate risk and relatively low credit risk.	<ul style="list-style-type: none"> Income over short term with low risk and high liquidity Investments in overnight securities having residual maturity of 1 business day. 	 <p>Investors understand that their principal will be at low risk</p>
Bank of India Short Term Income Fund	An open-ended short term debt scheme investing in instruments with Macaulay duration of the portfolio between 1 year and 3 years. A moderate interest rate risk and moderate credit risk.	<ul style="list-style-type: none"> Regular income over short to medium term. Investment in Debt & Money Market instruments such that the Macaulay duration of the portfolio is between 1 year - 3 years. 	 <p>Investors understand that their principal will be at moderate risk</p>

*Investor should consult their financial advisor if they are not clear about the suitability of the product.

MUTUAL FUND INVESTMENTS ARE SUBJECT TO MARKET RISKS, READ ALL SCHEME RELATED DOCUMENTS CAREFULLY.

Product Label

Hybrid Scheme	Type	This product is suitable for investors who are seeking*:	Risk-o-meter is based on the scheme portfolio as on March 31, 2025
Bank of India Mid & Small Cap Equity & Debt Fund	An open-ended hybrid scheme investing predominantly in equity and equity related instruments	<ul style="list-style-type: none"> Long term capital appreciation and income distribution Equity fund investing in Mid & Small Cap equity and equity related securities (not part of the top 100 stocks by market capitalization) as well as fixed income securities. 	 <p>RISKOMETER Investors understand that their principal will be at very high risk</p>
Bank of India Multi Asset Allocation Fund	An open-ended scheme investing in equity, debt and gold ETF	<ul style="list-style-type: none"> Wealth creation over medium to Long term Investments in equity and equity-related securities, debt & money market instruments and Gold ETF 	 <p>RISKOMETER Investors understand that their principal will be at high risk</p>
Bank of India Balanced Advantage Fund	An open-ended dynamic asset allocation Fund	<ul style="list-style-type: none"> Long term capital appreciation Dynamic asset allocation between equity and fixed income based on equity market valuations. 	 <p>RISKOMETER Investors understand that their principal will be at very high risk</p>
Bank of India Conservative Hybrid Fund	An open ended hybrid scheme investing predominantly in debt instruments	<ul style="list-style-type: none"> Long term capital appreciation and regular income Investment in equity & equity related securities (10% - 25%) as well as fixed income securities (Debt / Money Market Instruments/ Govt. Securities). 	 <p>RISKOMETER Investors understand that their principal will be at moderately high risk</p>
Bank of India Arbitrage Fund	An open-ended scheme investing in arbitrage opportunities.	<ul style="list-style-type: none"> Income over short to medium term Income through arbitrage opportunities between cash and derivative segments of the equity market and arbitrage opportunities within the derivative segment. 	 <p>RISKOMETER Investors understand that their principal will be at low risk</p>

*Investor should consult their financial advisor if they are not clear about the suitability of the product.

MUTUAL FUND INVESTMENTS ARE SUBJECT TO MARKET RISKS, READ ALL SCHEME RELATED DOCUMENTS CAREFULLY.

Potential Risk Class Matrix

Scheme Name	Potential Risk Class Matrix																							
Bank of India Overnight Fund	<table border="1"> <thead> <tr> <th data-bbox="897 197 1228 244">Interest Rate Risk</th> <th colspan="3" data-bbox="1228 197 1908 219">Credit Risk</th> </tr> <tr> <th data-bbox="897 219 1228 244"></th> <th data-bbox="1228 219 1479 244">Relatively Low (Class A)</th> <th data-bbox="1479 219 1670 244">Moderate (Class B)</th> <th data-bbox="1670 219 1908 244">Relatively High (Class C)</th> </tr> </thead> <tbody> <tr> <td data-bbox="897 244 1228 291">Relatively Low (Class I)</td> <td data-bbox="1228 244 1479 291">A-I</td> <td data-bbox="1479 244 1670 291"></td> <td data-bbox="1670 244 1908 291"></td> </tr> <tr> <td data-bbox="897 291 1228 338">Moderate (Class II)</td> <td data-bbox="1228 291 1479 338"></td> <td data-bbox="1479 291 1670 338"></td> <td data-bbox="1670 291 1908 338"></td> </tr> <tr> <td data-bbox="897 338 1228 365">Relatively High (Class III)</td> <td data-bbox="1228 338 1479 365"></td> <td data-bbox="1479 338 1670 365"></td> <td data-bbox="1670 338 1908 365"></td> </tr> </tbody> </table>	Interest Rate Risk	Credit Risk				Relatively Low (Class A)	Moderate (Class B)	Relatively High (Class C)	Relatively Low (Class I)	A-I			Moderate (Class II)				Relatively High (Class III)						
Interest Rate Risk	Credit Risk																							
	Relatively Low (Class A)	Moderate (Class B)	Relatively High (Class C)																					
Relatively Low (Class I)	A-I																							
Moderate (Class II)																								
Relatively High (Class III)																								
Bank of India Liquid Fund	<table border="1"> <thead> <tr> <th data-bbox="897 394 1228 441">Interest Rate Risk</th> <th colspan="3" data-bbox="1228 394 1908 416">Credit Risk</th> </tr> <tr> <th data-bbox="897 416 1228 441"></th> <th data-bbox="1228 416 1479 441">Relatively Low (Class A)</th> <th data-bbox="1479 416 1670 441">Moderate (Class B)</th> <th data-bbox="1670 416 1908 441">Relatively High (Class C)</th> </tr> </thead> <tbody> <tr> <td data-bbox="897 441 1228 488">Relatively Low (Class I)</td> <td data-bbox="1228 441 1479 488"></td> <td data-bbox="1479 441 1670 488">B-I</td> <td data-bbox="1670 441 1908 488"></td> </tr> <tr> <td data-bbox="897 488 1228 535">Moderate (Class II)</td> <td data-bbox="1228 488 1479 535"></td> <td data-bbox="1479 488 1670 535"></td> <td data-bbox="1670 488 1908 535"></td> </tr> <tr> <td data-bbox="897 535 1228 548">Relatively High (Class III)</td> <td data-bbox="1228 535 1479 548"></td> <td data-bbox="1479 535 1670 548"></td> <td data-bbox="1670 535 1908 548"></td> </tr> </tbody> </table>	Interest Rate Risk	Credit Risk				Relatively Low (Class A)	Moderate (Class B)	Relatively High (Class C)	Relatively Low (Class I)		B-I		Moderate (Class II)				Relatively High (Class III)						
Interest Rate Risk	Credit Risk																							
	Relatively Low (Class A)	Moderate (Class B)	Relatively High (Class C)																					
Relatively Low (Class I)		B-I																						
Moderate (Class II)																								
Relatively High (Class III)																								
Bank of India Ultra Short Duration Fund	<table border="1"> <thead> <tr> <th data-bbox="897 579 1228 626">Interest Rate Risk</th> <th colspan="3" data-bbox="1228 579 1908 602">Credit Risk</th> </tr> <tr> <th data-bbox="897 602 1228 626"></th> <th data-bbox="1228 602 1479 626">Relatively Low (Class A)</th> <th data-bbox="1479 602 1670 626">Moderate (Class B)</th> <th data-bbox="1670 602 1908 626">Relatively High (Class C)</th> </tr> </thead> <tbody> <tr> <td data-bbox="897 626 1228 674">Relatively Low (Class I)</td> <td data-bbox="1228 626 1479 674"></td> <td data-bbox="1479 626 1670 674">B-I</td> <td data-bbox="1670 626 1908 674"></td> </tr> <tr> <td data-bbox="897 674 1228 721">Moderate (Class II)</td> <td data-bbox="1228 674 1479 721"></td> <td data-bbox="1479 674 1670 721"></td> <td data-bbox="1670 674 1908 721"></td> </tr> <tr> <td data-bbox="897 721 1228 748">Relatively High (Class III)</td> <td data-bbox="1228 721 1479 748"></td> <td data-bbox="1479 721 1670 748"></td> <td data-bbox="1670 721 1908 748"></td> </tr> </tbody> </table>	Interest Rate Risk	Credit Risk				Relatively Low (Class A)	Moderate (Class B)	Relatively High (Class C)	Relatively Low (Class I)		B-I		Moderate (Class II)				Relatively High (Class III)						
Interest Rate Risk	Credit Risk																							
	Relatively Low (Class A)	Moderate (Class B)	Relatively High (Class C)																					
Relatively Low (Class I)		B-I																						
Moderate (Class II)																								
Relatively High (Class III)																								
Bank of India Short Term Income Fund	<table border="1"> <thead> <tr> <th data-bbox="897 779 1228 826">Interest Rate Risk</th> <th colspan="3" data-bbox="1228 779 1908 802">Credit Risk</th> </tr> <tr> <th data-bbox="897 802 1228 826"></th> <th data-bbox="1228 802 1479 826">Relatively Low (Class A)</th> <th data-bbox="1479 802 1670 826">Moderate (Class B)</th> <th data-bbox="1670 802 1908 826">Relatively High (Class C)</th> </tr> </thead> <tbody> <tr> <td data-bbox="897 826 1228 873">Relatively Low (Class I)</td> <td data-bbox="1228 826 1479 873"></td> <td data-bbox="1479 826 1670 873"></td> <td data-bbox="1670 826 1908 873"></td> </tr> <tr> <td data-bbox="897 873 1228 921">Moderate (Class II)</td> <td data-bbox="1228 873 1479 921"></td> <td data-bbox="1479 873 1670 921">B-II</td> <td data-bbox="1670 873 1908 921"></td> </tr> <tr> <td data-bbox="897 921 1228 948">Relatively High (Class III)</td> <td data-bbox="1228 921 1479 948"></td> <td data-bbox="1479 921 1670 948"></td> <td data-bbox="1670 921 1908 948"></td> </tr> </tbody> </table>	Interest Rate Risk	Credit Risk				Relatively Low (Class A)	Moderate (Class B)	Relatively High (Class C)	Relatively Low (Class I)				Moderate (Class II)		B-II		Relatively High (Class III)						
Interest Rate Risk	Credit Risk																							
	Relatively Low (Class A)	Moderate (Class B)	Relatively High (Class C)																					
Relatively Low (Class I)																								
Moderate (Class II)		B-II																						
Relatively High (Class III)																								
Bank of India Credit Risk Fund	<table border="1"> <thead> <tr> <th data-bbox="897 965 1228 1012">Interest Rate Risk</th> <th colspan="3" data-bbox="1228 965 1908 988">Credit Risk</th> </tr> <tr> <th data-bbox="897 988 1228 1012"></th> <th data-bbox="1228 988 1479 1012">Relatively Low (Class A)</th> <th data-bbox="1479 988 1670 1012">Moderate (Class B)</th> <th data-bbox="1670 988 1908 1012">Relatively High (Class C)</th> </tr> </thead> <tbody> <tr> <td data-bbox="897 1012 1228 1059">Relatively Low (Class I)</td> <td data-bbox="1228 1012 1479 1059"></td> <td data-bbox="1479 1012 1670 1059"></td> <td data-bbox="1670 1012 1908 1059"></td> </tr> <tr> <td data-bbox="897 1059 1228 1106">Moderate (Class II)</td> <td data-bbox="1228 1059 1479 1106"></td> <td data-bbox="1479 1059 1670 1106"></td> <td data-bbox="1670 1059 1908 1106">C-II</td> </tr> <tr> <td data-bbox="897 1106 1228 1119">Relatively High (Class III)</td> <td data-bbox="1228 1106 1479 1119"></td> <td data-bbox="1479 1106 1670 1119"></td> <td data-bbox="1670 1106 1908 1119"></td> </tr> </tbody> </table>	Interest Rate Risk	Credit Risk				Relatively Low (Class A)	Moderate (Class B)	Relatively High (Class C)	Relatively Low (Class I)				Moderate (Class II)			C-II	Relatively High (Class III)						
Interest Rate Risk	Credit Risk																							
	Relatively Low (Class A)	Moderate (Class B)	Relatively High (Class C)																					
Relatively Low (Class I)																								
Moderate (Class II)			C-II																					
Relatively High (Class III)																								
Bank of India Money Market Fund	<table border="1"> <thead> <tr> <th data-bbox="897 1150 1228 1198">Interest Rate Risk</th> <th colspan="3" data-bbox="1228 1150 1908 1173">Credit Risk</th> </tr> <tr> <th data-bbox="897 1173 1228 1198"></th> <th data-bbox="1228 1173 1479 1198">Relatively Low (Class A)</th> <th data-bbox="1479 1173 1670 1198">Moderate (Class B)</th> <th data-bbox="1670 1173 1908 1198">Relatively High (Class C)</th> </tr> </thead> <tbody> <tr> <td data-bbox="897 1198 1228 1245">Relatively Low (Class I)</td> <td data-bbox="1228 1198 1479 1245"></td> <td data-bbox="1479 1198 1670 1245">B-I</td> <td data-bbox="1670 1198 1908 1245"></td> </tr> <tr> <td data-bbox="897 1245 1228 1292">Moderate (Class II)</td> <td data-bbox="1228 1245 1479 1292"></td> <td data-bbox="1479 1245 1670 1292"></td> <td data-bbox="1670 1245 1908 1292"></td> </tr> <tr> <td data-bbox="897 1292 1228 1319">Relatively High (Class III)</td> <td data-bbox="1228 1292 1479 1319"></td> <td data-bbox="1479 1292 1670 1319"></td> <td data-bbox="1670 1292 1908 1319"></td> </tr> </tbody> </table>	Interest Rate Risk	Credit Risk				Relatively Low (Class A)	Moderate (Class B)	Relatively High (Class C)	Relatively Low (Class I)		B-I		Moderate (Class II)				Relatively High (Class III)						
Interest Rate Risk	Credit Risk																							
	Relatively Low (Class A)	Moderate (Class B)	Relatively High (Class C)																					
Relatively Low (Class I)		B-I																						
Moderate (Class II)																								
Relatively High (Class III)																								