

Key Figures as on 28th February 2026

₹14,671.85 Cr*

of assets under management

Tailored and Diversified Solutions

Product Range of

22

Open Ended Funds

Equity – 66%

Debt: 6%

Hybrid: 14%

Liquid/Overnight: 14%

Open Ended Fund – 99%

Close Ended Fund – 1%

AUM Split by Product Type



NATIONAL REACH



15 Offices

108 Employees



8,43,568 Investors



BOI MF BRANCHES

Ahmedabad	Bangalore	Pune
Chandigarh	Chennai	Jaipur
Kolkata	Lucknow	Mumbai
New Delhi	Patna	Vadodara
Hyderabad	Nashik	Indore

46

Satellite Locations Across India



OUR PRODUCT RANGE

Equity Funds-

- Bank of India Flexi Cap Fund
- Bank of India Small Cap Fund
- Bank of India ELSS Tax Saver
- Bank of India Multi Cap Fund
- Bank of India Business Cycle Fund
- Bank of India Manufacturing & Infrastructure Fund
- Bank of India Consumption Fund
- Bank of India Large & Mid Cap Fund#
- Bank of India Large Cap Fund#
- Bank of India Mid Cap Fund
- Bank of India Banking & Financial Services Fund

Debt Funds-

- Bank of India Liquid Fund
- Bank of India Ultra Short Duration Fund
- Bank of India Credit Risk Fund
- Bank of India Overnight Fund
- Bank of India Short Term Income Fund
- Bank of India Money Market Fund

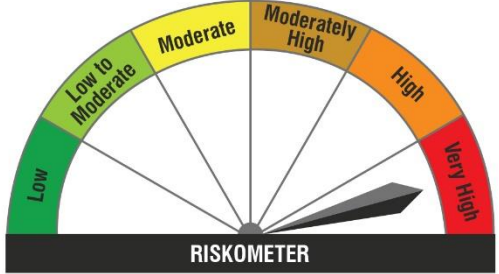
Hybrid Funds-

- Bank of India Mid & Small Cap Equity & Debt Fund
- Bank of India Multi Asset Allocation Fund
- Bank of India Balanced Advantage Fund
- Bank of India Conservative Hybrid Fund
- Bank of India Arbitrage Fund

#The name of the Scheme has changed pursuant to addendum number 11/2025-26. For further details click on the link: https://www.boimfi.in/docs/default-source/reports/addenda-notice/change-in-nomenclature-of-schemes-july-10-2025.pdf?sfvrsn=fc0958e_4

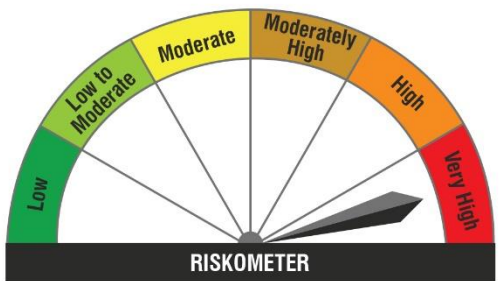
The above Assets Under Management as of 28th February 2026 (in Lakhs) include **Equity:** ₹8,26,905.90 | **Debt:** ₹95,042.11 | **Hybrid:** ₹1,98,030.96 | **Liquid:** ₹1,99,660.85 | **ELSS:** ₹1,47,545.44
Geographical Spread: Top 5 Cities: 49.71% | **Next 10 Cities:** 12.79% | **Next 20 Cities:** 7.68% | **Next 75 Cities:** 8.28% | **Others:** 21.54%

Product Label

Equity Scheme	Type	This product is suitable for investors who are seeking*:	Risk-o-meter is based on the scheme portfolio as on 28 th February 2026
Bank of India Flexi Cap Fund	An open-ended dynamic equity scheme investing across large cap, mid cap, small cap stocks	<ul style="list-style-type: none"> Capital appreciation over medium to long term Investment in a diversified portfolio consisting of equity and equity related instruments across market capitalization. 	 <p>RISKOMETER Investors understand that their principal will be at very high risk</p>
Bank of India Small Cap Fund	An open-ended equity scheme predominantly investing in small cap stocks	<ul style="list-style-type: none"> Long term capital appreciation Investment predominantly in equity & equity related instruments of Small Cap companies. 	
Bank of India ELSS Tax Saver	An open-ended equity linked saving scheme with a statutory lock in of 3 years and tax benefit.	<ul style="list-style-type: none"> Long term capital growth Investment in equity and equity-related securities of companies across market capitalizations. 	
Bank of India Multi Cap Fund	An open-ended equity scheme investing across large cap, mid cap, small cap stocks	<ul style="list-style-type: none"> Long term capital appreciation Investments in equity and equity related instruments across large cap, mid cap, small cap stocks. 	
Bank of India Mid Cap Fund	An open-ended equity scheme predominantly investing in mid cap stocks	<ul style="list-style-type: none"> Long term capital appreciation Investment in equity and equity-related instruments investing predominantly in mid cap companies 	
Bank of India Banking & Financial Services Fund	An open ended equity scheme investing in Banking & Financial Services Sector	<ul style="list-style-type: none"> Long term capital appreciation Investment predominantly in a portfolio of equity and equity related securities of companies engaged in banking and financial services activities. 	

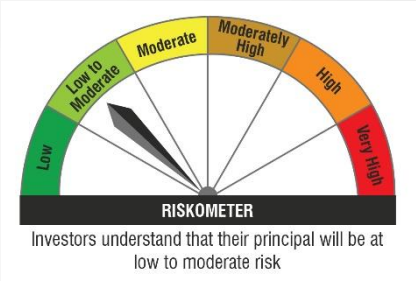


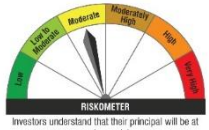
*Investor should consult their financial advisor if they are not clear about the suitability of the product.

Product Label

Equity Scheme	Type	This product is suitable for investors who are seeking*:	Risk-o-meter is based on the scheme portfolio as on 28 th February 2026
Bank of India Manufacturing & Infrastructure Fund	An open-ended equity scheme investing in manufacturing and infrastructure sectors	<ul style="list-style-type: none"> • Long term capital growth • Investment in equity and equity-related securities of companies engaged in manufacturing & infrastructure and related sectors. 	 <p>RISKOMETER</p> <p>Investors understand that their principal will be at very high risk</p>
Bank of India Business Cycle Fund	An open-ended equity scheme investing in sector based on its business cycle	<ul style="list-style-type: none"> • Long term capital appreciation • Investment in equity and equity related instruments with a focus on navigating business cycles through dynamic allocation between various sectors and stocks at different stages of business cycles in the economy. 	
Bank of India Large & Mid Cap Fund	An open-ended equity scheme investing in both large cap and mid cap stocks	<ul style="list-style-type: none"> • Long term capital growth • Investment in equity and equity related securities including equity derivatives of companies across market capitalizations. 	
Bank of India Consumption Fund	An open-ended equity scheme following consumption theme	<ul style="list-style-type: none"> • Long term capital appreciation • An equity scheme investing in equity & equity related securities of companies engaged in consumption and consumption related sector or allied sectors. 	
Bank of India Large Cap Fund	An open-ended equity scheme predominantly investing in large cap stocks	<ul style="list-style-type: none"> • Long term capital appreciation • Investment predominantly in equity and equity-related instruments of large cap companies. 	



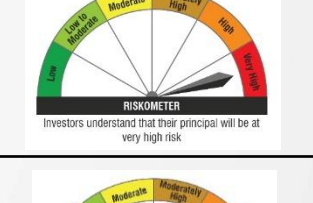
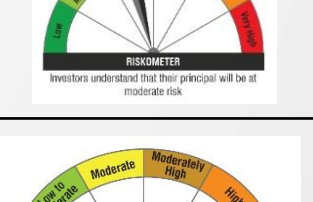
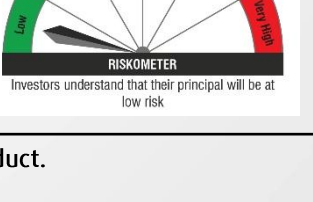
*Investor should consult their financial advisor if they are not clear about the suitability of the product.

Product Label

Debt Scheme	Type	This product is suitable for investors who are seeking*:	Risk-o-meter is based on the scheme portfolio as on 28 th February 2026
Bank of India Liquid Fund	An open-ended liquid scheme. A relatively low-interest-rate risk and moderate credit risk.	<ul style="list-style-type: none"> Income over short term. Investment in Debt & Money Market Instruments. 	 <p>RISKOMETER Investors understand that their principal will be at low to moderate risk</p>
Bank of India Money Market Fund	An open-ended debt scheme investing in money market instruments. A relatively low-interest rate risk and moderate credit risk	<ul style="list-style-type: none"> Regular income over short to medium term. Investment in Money Market instruments with maturity up to one year. 	
Bank of India Ultra Short Duration Fund	An open-ended ultra-short term debt scheme investing in instruments with macaulay duration of the portfolio between 3 months and 6 months. A relatively low-interest-rate risk and moderate credit risk.	<ul style="list-style-type: none"> Regular income over short to medium term Investment in Debt & Money Market instruments such that the Macaulay duration of the portfolio is between 3 months and 6 months. 	
Bank of India Credit Risk Fund	An open-ended debt scheme predominantly investing in AA and below rated corporate bonds (excluding AA+ rated corporate bonds). A moderate interest rate risk and relatively high credit risk.	<ul style="list-style-type: none"> Long term capital appreciation. Investment primarily in corporate debt securities with medium to long term maturities across the credit spectrum within the universe of investment grade rating. 	 <p>RISKOMETER Investors understand that their principal will be at moderately high risk</p>
Bank of India Overnight Fund	An open-ended debt scheme investing in overnight securities. A relatively low - interest-rate risk and relatively low credit risk.	<ul style="list-style-type: none"> Income over short term with low risk and high liquidity Investments in overnight securities having residual maturity of 1 business day. 	 <p>RISKOMETER Investors understand that their principal will be at low risk</p>
Bank of India Short Term Income Fund	An open-ended short term debt scheme investing in instruments with Macaulay duration of the portfolio between 1 year and 3 years. A moderate interest rate risk and moderate credit risk.	<ul style="list-style-type: none"> Regular income over short to medium term. Investment in Debt & Money Market instruments such that the Macaulay duration of the portfolio is between 1 year - 3 years. 	 <p>RISKOMETER Investors understand that their principal will be at moderate risk</p>

*Investor should consult their financial advisor if they are not clear about the suitability of the product.

Product Label

Hybrid Scheme	Type	This product is suitable for investors who are seeking*:	Risk-o-meter is based on the scheme portfolio as on 28 th February 2026
Bank of India Mid & Small Cap Equity & Debt Fund	An open-ended hybrid scheme investing predominantly in equity and equity related instruments	<ul style="list-style-type: none"> Long term capital appreciation and income distribution Equity fund investing in Mid & Small Cap equity and equity related securities (not part of the top 100 stocks by market capitalization) as well as fixed income securities. 	 <p>RISKOMETER Investors understand that their principal will be at very high risk</p>
Bank of India Multi Asset Allocation Fund	An open-ended scheme investing in equity, debt and gold ETF	<ul style="list-style-type: none"> Wealth creation over medium to Long term Investments in equity and equity-related securities, debt & money market instruments and Gold ETF 	 <p>RISKOMETER Investors understand that their principal will be at high risk</p>
Bank of India Balanced Advantage Fund	An open-ended dynamic asset allocation Fund	<ul style="list-style-type: none"> Long term capital appreciation Dynamic asset allocation between equity and fixed income based on equity market valuations. 	 <p>RISKOMETER Investors understand that their principal will be at very high risk</p>
Bank of India Conservative Hybrid Fund	An open ended hybrid scheme investing predominantly in debt instruments	<ul style="list-style-type: none"> Long term capital appreciation and regular income Investment in equity & equity related securities (10% - 25%) as well as fixed income securities (Debt / Money Market Instruments/ Govt. Securities). 	 <p>RISKOMETER Investors understand that their principal will be at moderate risk</p>
Bank of India Arbitrage Fund	An open-ended scheme investing in arbitrage opportunities.	<ul style="list-style-type: none"> Income over short to medium term Income through arbitrage opportunities between cash and derivative segments of the equity market and arbitrage opportunities within the derivative segment. 	 <p>RISKOMETER Investors understand that their principal will be at low risk</p>

*Investor should consult their financial advisor if they are not clear about the suitability of the product.

Potential Risk Class Matrix

Scheme Name	Potential Risk Class Matrix																								
Bank of India Overnight Fund		<table border="1"> <thead> <tr> <th data-bbox="895 182 1230 222">Interest Rate Risk</th> <th colspan="3" data-bbox="1230 182 1908 222">Credit Risk</th> </tr> <tr> <th data-bbox="895 222 1230 248"></th> <th data-bbox="1230 222 1479 248">Relatively Low (Class A)</th> <th data-bbox="1479 222 1670 248">Moderate (Class B)</th> <th data-bbox="1670 222 1908 248">Relatively High (Class C)</th> </tr> </thead> <tbody> <tr> <td data-bbox="895 248 1230 288">Relatively Low (Class I)</td> <td data-bbox="1230 248 1479 288">A-I</td> <td data-bbox="1479 248 1670 288"></td> <td data-bbox="1670 248 1908 288"></td> </tr> <tr> <td data-bbox="895 288 1230 328">Moderate (Class II)</td> <td data-bbox="1230 288 1479 328"></td> <td data-bbox="1479 288 1670 328"></td> <td data-bbox="1670 288 1908 328"></td> </tr> <tr> <td data-bbox="895 328 1230 368">Relatively High (Class III)</td> <td data-bbox="1230 328 1479 368"></td> <td data-bbox="1479 328 1670 368"></td> <td data-bbox="1670 328 1908 368"></td> </tr> </tbody> </table>	Interest Rate Risk	Credit Risk				Relatively Low (Class A)	Moderate (Class B)	Relatively High (Class C)	Relatively Low (Class I)	A-I			Moderate (Class II)				Relatively High (Class III)						
Interest Rate Risk	Credit Risk																								
	Relatively Low (Class A)	Moderate (Class B)	Relatively High (Class C)																						
Relatively Low (Class I)	A-I																								
Moderate (Class II)																									
Relatively High (Class III)																									
Bank of India Liquid Fund		<table border="1"> <thead> <tr> <th data-bbox="895 379 1230 419">Interest Rate Risk</th> <th colspan="3" data-bbox="1230 379 1908 419">Credit Risk</th> </tr> <tr> <th data-bbox="895 419 1230 445"></th> <th data-bbox="1230 419 1479 445">Relatively Low (Class A)</th> <th data-bbox="1479 419 1670 445">Moderate (Class B)</th> <th data-bbox="1670 419 1908 445">Relatively High (Class C)</th> </tr> </thead> <tbody> <tr> <td data-bbox="895 445 1230 485">Relatively Low (Class I)</td> <td data-bbox="1230 445 1479 485"></td> <td data-bbox="1479 445 1670 485">B-I</td> <td data-bbox="1670 445 1908 485"></td> </tr> <tr> <td data-bbox="895 485 1230 525">Moderate (Class II)</td> <td data-bbox="1230 485 1479 525"></td> <td data-bbox="1479 485 1670 525"></td> <td data-bbox="1670 485 1908 525"></td> </tr> <tr> <td data-bbox="895 525 1230 565">Relatively High (Class III)</td> <td data-bbox="1230 525 1479 565"></td> <td data-bbox="1479 525 1670 565"></td> <td data-bbox="1670 525 1908 565"></td> </tr> </tbody> </table>	Interest Rate Risk	Credit Risk				Relatively Low (Class A)	Moderate (Class B)	Relatively High (Class C)	Relatively Low (Class I)		B-I		Moderate (Class II)				Relatively High (Class III)						
Interest Rate Risk	Credit Risk																								
	Relatively Low (Class A)	Moderate (Class B)	Relatively High (Class C)																						
Relatively Low (Class I)		B-I																							
Moderate (Class II)																									
Relatively High (Class III)																									
Bank of India Ultra Short Duration Fund		<table border="1"> <thead> <tr> <th data-bbox="895 565 1230 605">Interest Rate Risk</th> <th colspan="3" data-bbox="1230 565 1908 605">Credit Risk</th> </tr> <tr> <th data-bbox="895 605 1230 631"></th> <th data-bbox="1230 605 1479 631">Relatively Low (Class A)</th> <th data-bbox="1479 605 1670 631">Moderate (Class B)</th> <th data-bbox="1670 605 1908 631">Relatively High (Class C)</th> </tr> </thead> <tbody> <tr> <td data-bbox="895 631 1230 671">Relatively Low (Class I)</td> <td data-bbox="1230 631 1479 671"></td> <td data-bbox="1479 631 1670 671">B-I</td> <td data-bbox="1670 631 1908 671"></td> </tr> <tr> <td data-bbox="895 671 1230 711">Moderate (Class II)</td> <td data-bbox="1230 671 1479 711"></td> <td data-bbox="1479 671 1670 711"></td> <td data-bbox="1670 671 1908 711"></td> </tr> <tr> <td data-bbox="895 711 1230 751">Relatively High (Class III)</td> <td data-bbox="1230 711 1479 751"></td> <td data-bbox="1479 711 1670 751"></td> <td data-bbox="1670 711 1908 751"></td> </tr> </tbody> </table>	Interest Rate Risk	Credit Risk				Relatively Low (Class A)	Moderate (Class B)	Relatively High (Class C)	Relatively Low (Class I)		B-I		Moderate (Class II)				Relatively High (Class III)						
Interest Rate Risk	Credit Risk																								
	Relatively Low (Class A)	Moderate (Class B)	Relatively High (Class C)																						
Relatively Low (Class I)		B-I																							
Moderate (Class II)																									
Relatively High (Class III)																									
Bank of India Short Term Income Fund		<table border="1"> <thead> <tr> <th data-bbox="895 765 1230 805">Interest Rate Risk</th> <th colspan="3" data-bbox="1230 765 1908 805">Credit Risk</th> </tr> <tr> <th data-bbox="895 805 1230 831"></th> <th data-bbox="1230 805 1479 831">Relatively Low (Class A)</th> <th data-bbox="1479 805 1670 831">Moderate (Class B)</th> <th data-bbox="1670 805 1908 831">Relatively High (Class C)</th> </tr> </thead> <tbody> <tr> <td data-bbox="895 831 1230 871">Relatively Low (Class I)</td> <td data-bbox="1230 831 1479 871"></td> <td data-bbox="1479 831 1670 871"></td> <td data-bbox="1670 831 1908 871"></td> </tr> <tr> <td data-bbox="895 871 1230 911">Moderate (Class II)</td> <td data-bbox="1230 871 1479 911"></td> <td data-bbox="1479 871 1670 911">B-II</td> <td data-bbox="1670 871 1908 911"></td> </tr> <tr> <td data-bbox="895 911 1230 951">Relatively High (Class III)</td> <td data-bbox="1230 911 1479 951"></td> <td data-bbox="1479 911 1670 951"></td> <td data-bbox="1670 911 1908 951"></td> </tr> </tbody> </table>	Interest Rate Risk	Credit Risk				Relatively Low (Class A)	Moderate (Class B)	Relatively High (Class C)	Relatively Low (Class I)				Moderate (Class II)		B-II		Relatively High (Class III)						
Interest Rate Risk	Credit Risk																								
	Relatively Low (Class A)	Moderate (Class B)	Relatively High (Class C)																						
Relatively Low (Class I)																									
Moderate (Class II)		B-II																							
Relatively High (Class III)																									
Bank of India Credit Risk Fund		<table border="1"> <thead> <tr> <th data-bbox="895 951 1230 991">Interest Rate Risk</th> <th colspan="3" data-bbox="1230 951 1908 991">Credit Risk</th> </tr> <tr> <th data-bbox="895 991 1230 1016"></th> <th data-bbox="1230 991 1479 1016">Relatively Low (Class A)</th> <th data-bbox="1479 991 1670 1016">Moderate (Class B)</th> <th data-bbox="1670 991 1908 1016">Relatively High (Class C)</th> </tr> </thead> <tbody> <tr> <td data-bbox="895 1016 1230 1056">Relatively Low (Class I)</td> <td data-bbox="1230 1016 1479 1056"></td> <td data-bbox="1479 1016 1670 1056"></td> <td data-bbox="1670 1016 1908 1056"></td> </tr> <tr> <td data-bbox="895 1056 1230 1096">Moderate (Class II)</td> <td data-bbox="1230 1056 1479 1096"></td> <td data-bbox="1479 1056 1670 1096"></td> <td data-bbox="1670 1056 1908 1096">C-II</td> </tr> <tr> <td data-bbox="895 1096 1230 1136">Relatively High (Class III)</td> <td data-bbox="1230 1096 1479 1136"></td> <td data-bbox="1479 1096 1670 1136"></td> <td data-bbox="1670 1096 1908 1136"></td> </tr> </tbody> </table>	Interest Rate Risk	Credit Risk				Relatively Low (Class A)	Moderate (Class B)	Relatively High (Class C)	Relatively Low (Class I)				Moderate (Class II)			C-II	Relatively High (Class III)						
Interest Rate Risk	Credit Risk																								
	Relatively Low (Class A)	Moderate (Class B)	Relatively High (Class C)																						
Relatively Low (Class I)																									
Moderate (Class II)			C-II																						
Relatively High (Class III)																									
Bank of India Money Market Fund		<table border="1"> <thead> <tr> <th data-bbox="895 1136 1230 1176">Interest Rate Risk</th> <th colspan="3" data-bbox="1230 1136 1908 1176">Credit Risk</th> </tr> <tr> <th data-bbox="895 1176 1230 1202"></th> <th data-bbox="1230 1176 1479 1202">Relatively Low (Class A)</th> <th data-bbox="1479 1176 1670 1202">Moderate (Class B)</th> <th data-bbox="1670 1176 1908 1202">Relatively High (Class C)</th> </tr> </thead> <tbody> <tr> <td data-bbox="895 1202 1230 1242">Relatively Low (Class I)</td> <td data-bbox="1230 1202 1479 1242"></td> <td data-bbox="1479 1202 1670 1242">B-I</td> <td data-bbox="1670 1202 1908 1242"></td> </tr> <tr> <td data-bbox="895 1242 1230 1282">Moderate (Class II)</td> <td data-bbox="1230 1242 1479 1282"></td> <td data-bbox="1479 1242 1670 1282"></td> <td data-bbox="1670 1242 1908 1282"></td> </tr> <tr> <td data-bbox="895 1282 1230 1322">Relatively High (Class III)</td> <td data-bbox="1230 1282 1479 1322"></td> <td data-bbox="1479 1282 1670 1322"></td> <td data-bbox="1670 1282 1908 1322"></td> </tr> </tbody> </table>	Interest Rate Risk	Credit Risk				Relatively Low (Class A)	Moderate (Class B)	Relatively High (Class C)	Relatively Low (Class I)		B-I		Moderate (Class II)				Relatively High (Class III)						
Interest Rate Risk	Credit Risk																								
	Relatively Low (Class A)	Moderate (Class B)	Relatively High (Class C)																						
Relatively Low (Class I)		B-I																							
Moderate (Class II)																									
Relatively High (Class III)																									