



## Endeavour To Invest In Growth Themes



# Bank of India Business Cycle Fund

### Key Features



Well Researched  
Themes



Adaptive  
Strategy



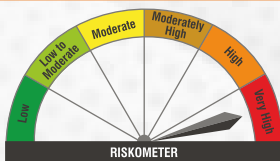
Diversified  
Portfolio



Risk graded  
portfolio approach

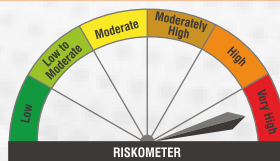
### PRODUCT LABEL

Risk-o-meter is based on the scheme portfolio as on October 31, 2025



Investors understand that their principal will be at very high risk

Benchmark<sup>#</sup> Risk-o-meter as on October 31, 2025



Benchmark riskometer is at very high risk

Bank of India Business Cycle Fund

(An open ended equity scheme investing in sector based on its business cycle)

This product is suitable for investors who are seeking\*:

- Long term capital appreciation.
- Investment in equity and equity related instruments with a focus on navigating business cycles through dynamic allocation between various sectors and stocks at different stages of business cycles in the economy.

\*Investor should consult their financial advisor if they are not clear about the suitability of the product.

#NIFTY 500 Total Return Index (TRI)



1800-266-2676 & 1800-103-2263



[www.boimf.in](http://www.boimf.in)



[service@boimf.in](mailto:service@boimf.in)

To invest scan the QR code:



# Fund Performance - Regular Plan

(As on October 31, 2025)

Fund Manager - Alok Singh				Current Value of Standard Investment of ₹ 10000		
Period <sup>@</sup>	Scheme Returns (%) ^	Benchmark Returns <sup>#</sup> (%)	Additional Benchmark Returns <sup>##</sup> (%)	Scheme Returns (₹)	Benchmark Returns <sup>#</sup> (₹)	Additional Benchmark Returns <sup>##</sup> (₹)
1 year	-5.31%	5.56%	7.59%	9,469	10,556	10,759
3 years	NA	NA	NA	NA	NA	NA
5 years	NA	NA	NA	NA	NA	NA
Since inception*	-4.71%	0.85%	2.81%	9,450	10,099	10,331

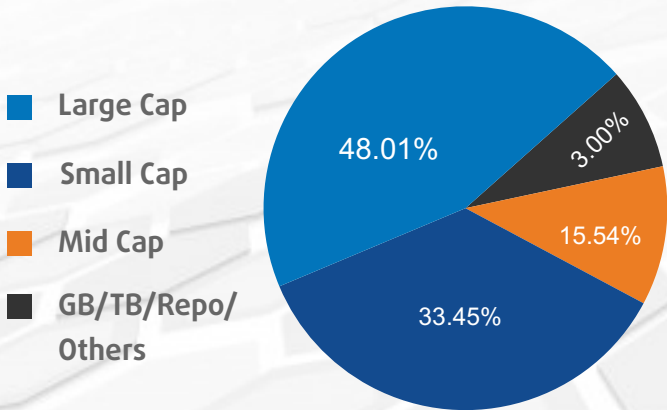
#Nifty 500 TRI  
##Nifty 50 TRI  
^ Past performance may or may not be sustained in the future. \*Date of Allotment - August 30, 2024. Above returns are on Simple Annualized Return.  
@ In case, the start date or the end date of the concerned period is a non-business day, the NAV of the previous business day is considered for computation of returns.

- Mr. Alok Singh has been managing this scheme from August 30, 2024. In addition to this, he manages 7 open ended schemes and co-manages 2 open ended schemes of Bank of India Mutual Fund.
- Period for which scheme's performance has been provided is computed basis on last working day of the Month-end preceding the date of publication.
- Different plans shall have a different expense structure.
- For performance of other schemes managed by Mr. Alok Singh and direct plan of this scheme, [click here](#)

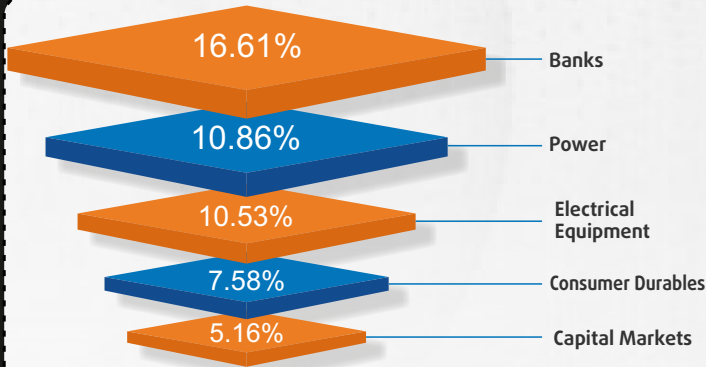
## Top 10 Equity Holdings

State Bank of India	6.79%
ICICI Bank Limited	4.80%
HDFC Bank Limited	4.23%
Bharti Airtel Limited	3.45%
NTPC Limited	3.39%
ITC Limited	3.30%
Quality Power Electrical Eqp Ltd	3.07%
NTPC Green Energy Limited	3.04%
Sky Gold And Diamonds Limited	2.68%
Siemens Energy India Limited	2.67%

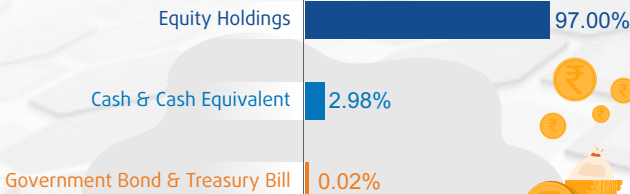
## MCAP Categorization



## Top 5 Sector Allocation



## Asset Allocation



The above details are as on October 31, 2025



1800-266-2676 & 1800-103-2263



www.boimf.in



service@boimf.in

To invest scan the QR code:

