

Transform Idle Funds into Smart Investments



Bank of India Money Market Fund

Key Features



High quality debt and money market instruments with high liquidity (tenure of Underlying securities up to 1 year)




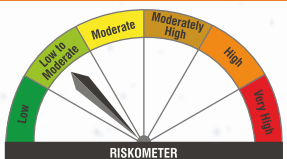
The investment objective is to generate returns with reasonable liquidity to the unitholders by investing in money market instruments



To Provide a liquid investment option along with return generating potential



Suitable for investors having an investment horizon up to 1 year

PRODUCT LABEL	Risk-o-meter is based on the scheme portfolio as on October 31, 2025	Benchmark* Risk-o-meter as on October 31, 2025	Bank of India Money Market Fund (An open ended debt scheme investing in money market instruments. A Relatively Low interest rate risk and Moderate credit Risk)
	 <p>Investors understand that their principal will be at low to moderate risk</p>	 <p>Benchmark riskometer is at low to moderate risk</p>	<p>This product is suitable for investors who are seeking*:</p> <ul style="list-style-type: none"> Regular income over Short to Medium term. Investment in Money Market instruments with maturity upto one year. <p>*Investor should consult their financial advisor if they are not clear about the suitability of the product.</p>

#Tier 1: CRISIL Money Market A-I Index



1800-266-2676 & 1800-103-2263



www.boimf.in



service@boimf.in

To invest scan the QR code:



MUTUAL FUND INVESTMENTS ARE SUBJECT TO MARKET RISKS, READ ALL SCHEME RELATED DOCUMENTS CAREFULLY.

Fund Performance - Regular Plan

(As on October 31, 2025)

Fund Manager - Mithraem Bharucha				Current Value of Standard Investment of ₹ 10000		
Period [@]	Scheme Returns (%) [^]	Benchmark Returns [#] (%)	Additional Benchmark Returns ^{##} (%)	Scheme Returns (₹)	Benchmark Returns [#] (₹)	Additional Benchmark Returns ^{##} (₹)
7 Days	5.75%	5.93%	1.95%	10,011	10,011	10,004
15 Days	5.32%	5.66%	3.34%	10,021	10,023	10,014
30 Days	5.74%	5.61%	4.39%	10,048	10,046	10,037
3 Months	5.43%	5.58%	4.20%	10,134	10,138	10,104
6 Months	6.30%	6.19%	5.25%	10,313	10,307	10,330
1 year	NA	NA	NA	NA	NA	NA
3 years	NA	NA	NA	NA	NA	NA
5 years	NA	NA	NA	NA	NA	NA
Since inception*	7.25%	6.87%	6.43%	10,531	10,406	10,391

#Tier 1: CRISIL Money Market A-I Index

##CRISIL 1 Year T-Bill Index

^ Past performance may or may not be sustained in the future.

*Date of Allotment - February 04, 2025.

Above returns are on Simple Annualized Basis.

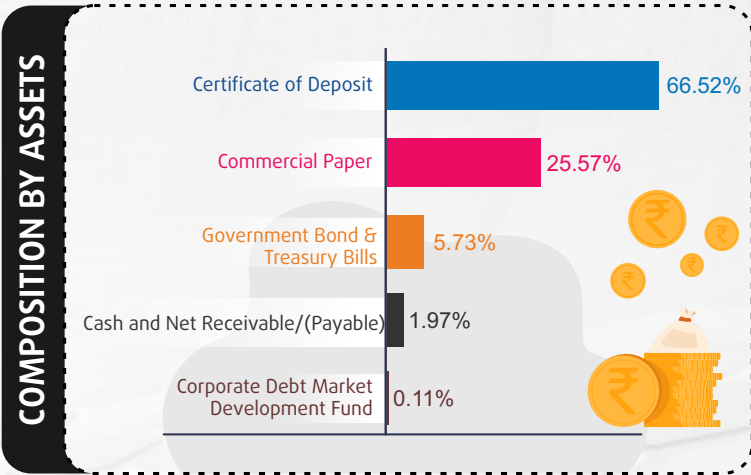
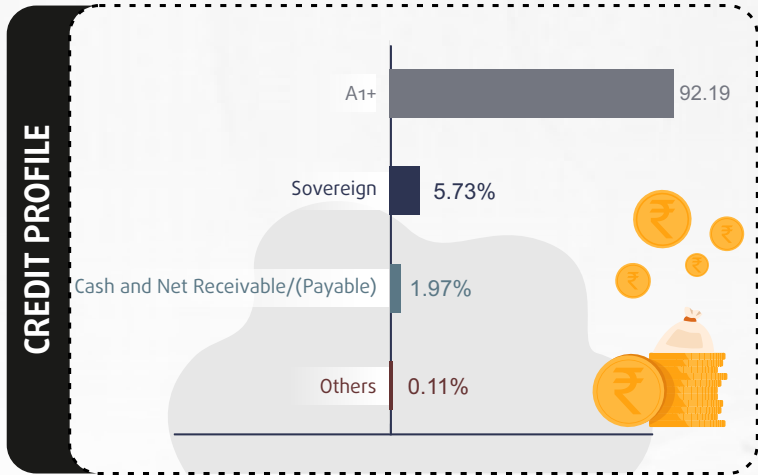
@ In case, the start date or the end date of the concerned period is a non-business day, the NAV of the previous business day is considered for computation of returns.

➤ Mr. Mithraem Bharucha has been managing this scheme since inception. In addition to this scheme, he manages 4 open ended schemes and co-manages 1 open ended scheme of Bank of India Mutual Fund.

➤ Period for which scheme's performance has been provided is computed basis on last working day of the month preceding the date of publication.

➤ Different plans shall have a different expense structure.

➤ For performance of other schemes managed by Mr. Mithraem Bharucha and direct plan of this scheme, [click here](#)



POTENTIAL RISK CLASS MATRIX			
		Credit Risk	
		Relatively Low (Class A)	Relatively High (Class C)
Interest Rate Risk	Relatively Low (Class I)		
	Moderate (Class II)		
	Relatively High (Class III)		

OTHER PARAMETERS	
Average / Residual Maturity	: 0.46 Years
Macaulay Duration	: 0.46 Years
Modified Duration	: 0.46 Years
Annualised Yield	: 6.26%

The above details are as on October 31, 2025