



Shape a Future for Growth!

Bank of India Multi Cap Fund

About the Fund

Bank of India Multi Cap Fund offers a diversified investment approach by taking exposure across large cap, mid cap, and small cap companies with minimum of 25% in each of the market capitalisations. It is suitable for investors seeking long-term capital appreciation and comfortable with a medium to high level of risk.

Sector Allocation

	Sector	Fund	Benchmark	Under/ Over Weight
Top 3 sectors	Healthcare	13.45	8.46	4.99
	Metals & Mining	8.02	3.86	4.16
	Construction	5.47	2.71	2.76
Bottom 3 sectors	Fast Moving Consumer Goods	2.48	5.22	-2.74
	Capital Goods	4.92	8.37	-3.45
	Financial Services	20.00	28.94	-8.94


Benefits of the Fund

-  Focused Across Large, Mid and Small Cap Companies
-  High Conviction Portfolio Strategy
-  Balanced Style: Growth + Value
-  Well-Diversified Sector Allocation

Top 10 Equity Holdings


Company	Market Value (%)
HDFC Bank Limited	4.94%
Reliance Industries Limited	4.74%
Larsen & Toubro Limited	3.60%
Aurobindo Pharma Limited	3.52%
Kotak Mahindra Bank Limited	3.30%
Lloyds Metals And Energy Limited	3.19%
FSN E-Commerce Ventures Limited	2.81%
Stylam Industries Limited	2.75%
Hero MotoCorp Limited	2.75%
Dr. Reddy's Laboratories Limited	2.61%

Fund Facts


Inception Date
March 3, 2023


Assets Under Management (AUM)
₹ 937.78 Cr


Total number of stocks
57


Total Expense Ratio (TER)
Regular Plan: 2.10%
Direct Plan: 0.78%



Options

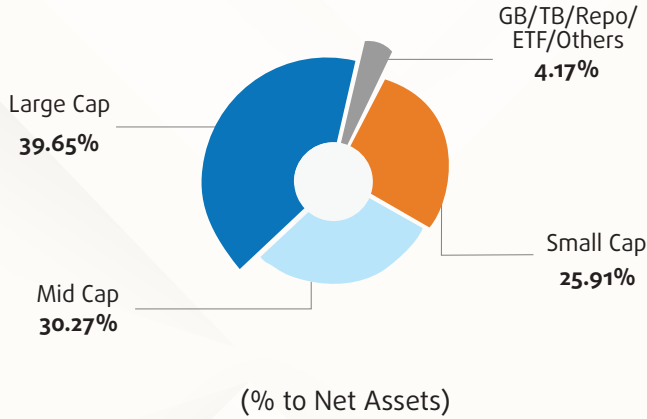
Growth Option, IDCW Option (Reinvestment of IDCW & payout of IDCW facility)



Exit Load

- For redemption/switch out upto 10% of the initial units allotted -within 1 year from the date of allotment: "NIL"
- Any redemption/switch out - in excess of the above mentioned limit would be subject to an exit load of 1%, if the units are redeemed/switched out within 1 year from the date of allotment of units.
- If the units are redeemed/switched out after 1 year from the date of allotment of units : "Nil"

Market Cap Categorisation



Asset Allocation

Asset Class	% to Net Assets
Equity Holdings	95.83%
Cash & Cash Equivalent	4.04%
Government Bond & Treasury Bill	0.13%

Fund Performance - Regular Plan - Growth Option

Fund Manager - Nitin Gosar				Current Value of Standard Investment of ₹ 10000		
Period@	Scheme Returns (%)^	Benchmark Returns (Nifty 500 Multicap 50:25:25 TRI) (%)	Additional Benchmark Returns (BSE 500 TRI) (%)	Scheme Returns (₹)	Benchmark Returns (Nifty 500 Multicap 50:25:25 TRI) (₹)	Additional Benchmark Returns (BSE 500 TRI) (₹)
1 year	3.09%	-2.54%	-3.12%	10,309	9,746	9,688
3 years	18.66%	15.40%	12.88%	16,713	15,372	14,388
5 years	NA	NA	NA	NA	NA	NA
Since Inception*	18.06%	14.24%	12.02%	16,680	15,073	14,187

^ Past performance may or may not be sustained in the future.

*Date of Allotment - March 03, 2023.

Above returns are in Compounded Annual Growth Rate (CAGR).

@ In case, the start date or the end date of the concerned period is a non-business day, the NAV of the previous business day is considered for computation of returns.

1. Mr. Nitin Gosar has been appointed Fund Manager for this scheme since inception. In addition to this scheme, he manages 3 open ended schemes of Bank of India Mutual Fund.
2. Period for which scheme's performance has been provided is computed basis on last working day of the Month-end preceding the date of publication.
3. Different plans shall have a different expense structure.

For performance of other schemes managed by Mr. Nitin Gosar and direct plan of this scheme, click here.

All the above data is as on March 31, 2026.

PRODUCT LABEL	Risk-o-meter is based on the scheme portfolio as on March 31, 2026	Benchmark# Risk-o-meter as on March 31, 2026	Bank of India Multi Cap Fund (An open ended equity scheme investing across large cap, mid cap, small cap stocks)
	<p>Investors understand that their principal will be at very high risk</p>	<p>Benchmark riskometer is at very high risk</p>	<p>This product is suitable for investors who are seeking*:</p> <ul style="list-style-type: none"> • Long term capital appreciation. • Investments in equity and equity related instruments across large cap, mid cap, small cap stocks

#NIFTY 500 Multicap 50:25:25 Total Return Index (TRI)

MUTUAL FUND INVESTMENTS ARE SUBJECT TO MARKET RISKS, READ ALL SCHEME RELATED DOCUMENTS CAREFULLY.