


# JAB BALANCE KI HO MAJBOOT PAKAD TO MARKET KE UTAR CHADHAV KA KYU HO DARR



## Invest today in **Bank of India Balanced Advantage Fund**

### Features



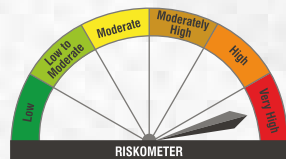
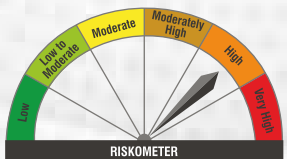
**Dynamic  
Asset  
Allocation**



**Investment across  
top 100 stocks  
by market  
capitalisation**



**Deals with  
market  
volatility**

PRODUCT LABEL	Risk-o-meter is based on the scheme portfolio as on February 28, 2026	Benchmark* Risk-o-meter as on February 28, 2026	Bank of India Balanced Advantage Fund (An Open Ended Dynamic Asset Allocation Fund)
	 <p>Investors understand that their principal will be at very high risk</p>	 <p>Benchmark riskometer is at high risk</p>	<p>This product is suitable for investors who are seeking*</p> <ul style="list-style-type: none"> <li>• Long term capital appreciation.</li> <li>• Dynamic asset allocation between equity and fixed income based on equity market valuations.</li> </ul> <p>*Investor should consult their financial advisor if they are not clear about the suitability of the product.</p>

#NIFTY 50 Hybrid Composite Debt 50:50 Index (TRI)



1800-266-2676 & 1800-103-2263



[www.boimf.in](http://www.boimf.in)



[service@boimf.in](mailto:service@boimf.in)

To invest scan the QR code:



**Fund Performance - Regular Plan**

(As on February 27, 2026)

**Fund Manager - Alok Singh**

**Current Value of Standard Investment of ₹ 10000**

Period <sup>@</sup>	Scheme Returns (%) ^	Benchmark Returns <sup>#</sup> (%)	Additional Benchmark Returns <sup>##</sup> (%)	Scheme Returns (₹)	Benchmark Returns <sup>#</sup> (₹)	Additional Benchmark Returns <sup>##</sup> (₹)
1 year	14.85%	10.22%	15.07%	11,485	11,022	11,507
3 years	12.04%	11.03%	14.64%	14,063	13,689	15,066
5 years	10.52%	9.67%	12.93%	16,498	15,874	18,379
Since inception*	8.23%	10.96%	13.34%	25,762	34,711	44,764

#NIFTY 50 Hybrid Composite Debt 50:50 Index

##Nifty 50 TRI

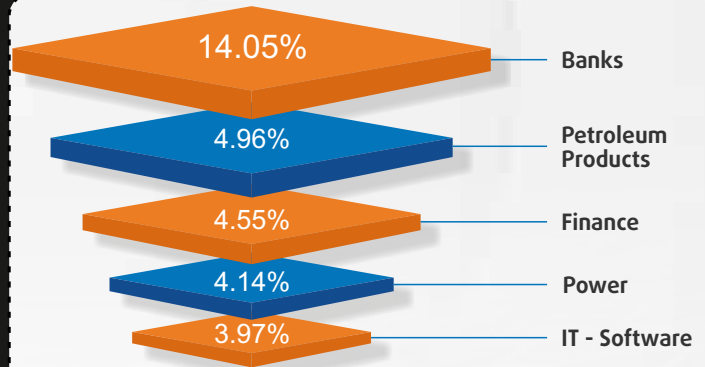
^ Past performance may or may not be sustained in the future. \*Date of Allotment - March 14, 2014. Above returns are in Compounded Annual Growth Rate (CAGR). @In case, the start date or the end date of the concerned period is a non-business day, the NAV of the previous business day is considered for computation of returns.

- Mr. Alok Singh has been managing this scheme from December 1, 2021. In addition to this, he manages 7 open ended schemes and co-manages 2 open ended schemes of Bank of India Mutual Fund.
- Period for which scheme's performance has been provided is computed basis on last working day of the Month preceding the date of publication.
- Different plans shall have a different expense structure. The performance details provided herein are of Regular plan - Growth option. For performance of other schemes managed by Mr. Alok Singh and direct plan of this scheme, [click here](#)

**Top 10 Equity Holdings**

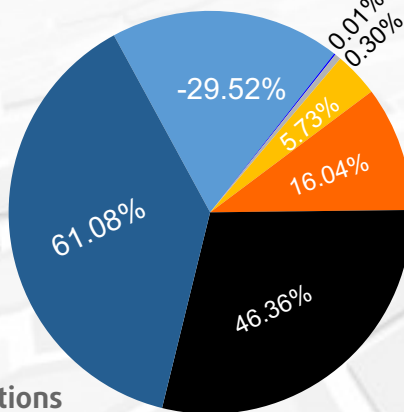
Reliance Industries Limited	4.96%
ICICI Bank Limited	4.29%
HDFC Bank Limited	3.63%
Bharti Airtel Limited	2.60%
ITC Limited	2.55%
Shriram Finance Limited	2.43%
State Bank of India	2.32%
Adani Ports and Special Economic Zone Limited	2.17%
NTPC Limited	2.05%
Axis Bank Limited	1.68%

**Top 5 Sector Allocation**

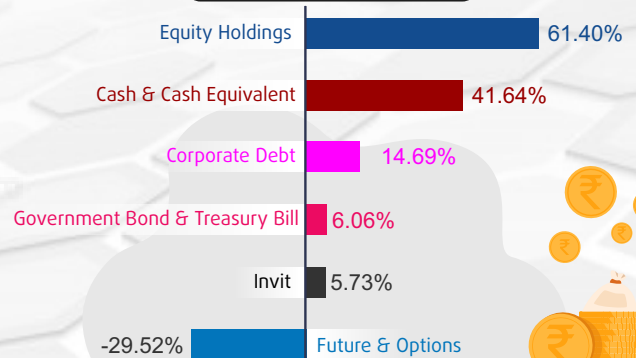


**MCAP Categorization**

- Large Cap
- GB/TB/Repo/ Others
- Debt
- Invit
- Mid Cap
- Small Cap
- Arbitrage Positions



**Asset Allocation**



The above details are as on February 28, 2026



1800-266-2676 & 1800-103-2263



www.boimf.in



service@boimf.in

To invest scan the QR code:

