


JAB BALANCE KI HO MAJBOOT PAKAD TO MARKET KE UTAR CHADHAV KA KYU HO DARR



Invest today in **Bank of India Balanced Advantage Fund**

Features



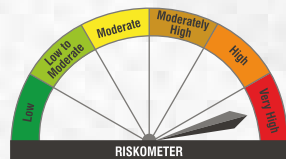
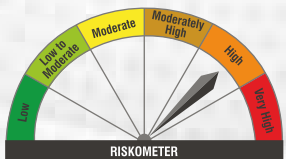
Dynamic Asset Allocation



Investment across top 100 stocks by market capitalisation



Deals with market volatility

PRODUCT LABEL	Risk-o-meter is based on the scheme portfolio as on April 30, 2026	Benchmark* Risk-o-meter as on April 30, 2026	Bank of India Balanced Advantage Fund (An Open Ended Dynamic Asset Allocation Fund)
			<p>This product is suitable for investors who are seeking*</p> <ul style="list-style-type: none"> • Long term capital appreciation. • Dynamic asset allocation between equity and fixed income based on equity market valuations.
	<p>Investors understand that their principal will be at very high risk</p>	<p>Benchmark riskometer is at high risk</p>	<p>*Investor should consult their financial advisor if they are not clear about the suitability of the product.</p>

#NIFTY 50 Hybrid Composite Debt 50:50 Index (TRI)



1800-266-2676 & 1800-103-2263



www.boimf.in



service@boimf.in

To invest scan the QR code:



Bank of India Mutual Fund - SEBI Registration Number: MF/056/08/01

MUTUAL FUND INVESTMENTS ARE SUBJECT TO MARKET RISKS, READ ALL SCHEME RELATED DOCUMENTS CAREFULLY.

Fund Performance - Regular Plan

(As on April 30, 2026)

Fund Manager - Alok Singh

Current Value of Standard Investment of ₹ 10000

Period [@]	Scheme Returns (%) [^]	Benchmark Returns [#] (%)	Additional Benchmark Returns ^{##} (%)	Scheme Returns (₹)	Benchmark Returns [#] (₹)	Additional Benchmark Returns ^{##} (₹)
1 year	7.82%	0.63%	-0.28%	10,782	10,063	9,972
3 years	10.88%	8.78%	11.18%	13,645	12,881	13,753
5 years	10.64%	8.76%	11.69%	16,586	15,221	17,382
Since inception*	8.16%	10.55%	12.70%	25,927	33,783	42,677

#NIFTY 50 Hybrid Composite Debt 50:50 Index

##Nifty 50 TRI

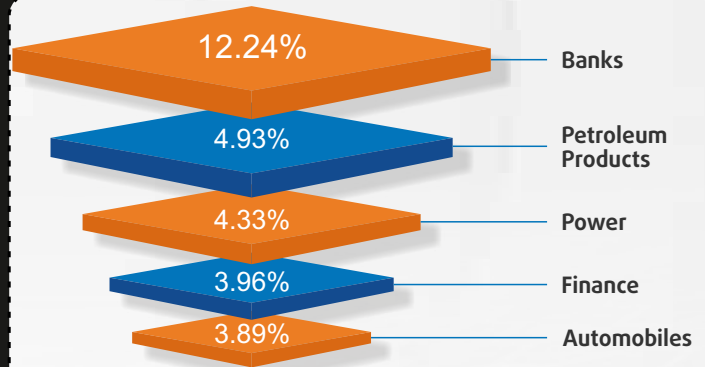
[^] Past performance may or may not be sustained in the future. *Date of Allotment - March 14, 2014. Above returns are in Compounded Annual Growth Rate (CAGR). [@]In case, the start date or the end date of the concerned period is a non-business day, the NAV of the previous business day is considered for computation of returns.

- Mr. Alok Singh has been managing this scheme from December 1, 2021. In addition to this, he manages 7 open ended schemes and co-manages 2 open ended schemes of Bank of India Mutual Fund.
- Period for which scheme's performance has been provided is computed basis on last working day of the Month preceding the date of publication.
- Different plans shall have a different expense structure. The performance details provided herein are of Regular plan – Growth option. For performance of other schemes managed by Mr. Alok Singh and direct plan of this scheme, [click here](#)

Top 10 Equity Holdings

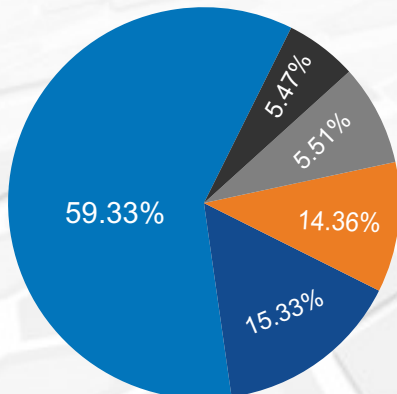
Reliance Industries Limited	4.93%
ICICI Bank Limited	3.81%
HDFC Bank Limited	3.05%
Bharti Airtel Limited	2.53%
State Bank of India	2.31%
Adani Ports and Special Economic Zone Limited	2.29%
NTPC Limited	2.07%
Shriram Finance Limited	2.04%
ITC Limited	1.98%
Larsen & Toubro Limited	1.50%

Top 5 Sector Allocation

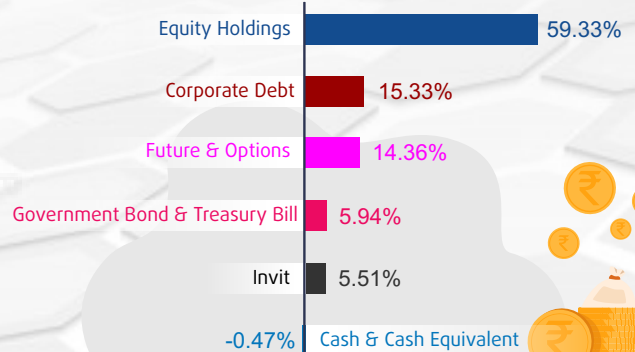


MCAP Categorization

- Large Cap
- Debt
- Arbitrage Positions
- Invit
- GB/TB/Repo/ Others



Asset Allocation



The above details are as on April 30, 2026



1800-266-2676 & 1800-103-2263



www.boimf.in



service@boimf.in

To invest scan the QR code:

