


JAB BALANCE KI HO MAJBOOT PAKAD TO MARKET KE UTAR CHADHAV KA KYU HO DARR



Invest today in **Bank of India Balanced Advantage Fund**

Features



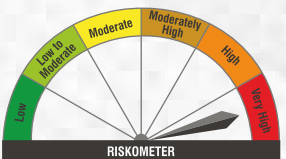
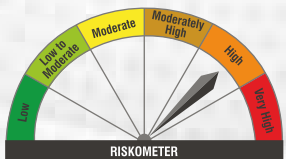
**Dynamic
Asset
Allocation**



**Investment across
top 100 stocks
by market
capitalisation**



**Deals with
market
volatility**

PRODUCT LABEL	Risk-o-meter is based on the scheme portfolio as on March 31, 2026	Benchmark* Risk-o-meter as on March 31, 2026	Bank of India Balanced Advantage Fund (An Open Ended Dynamic Asset Allocation Fund)
			<p>This product is suitable for investors who are seeking*</p> <ul style="list-style-type: none"> • Long term capital appreciation. • Dynamic asset allocation between equity and fixed income based on equity market valuations.
	<p>Investors understand that their principal will be at very high risk</p>	<p>Benchmark riskometer is at high risk</p>	<p>*Investor should consult their financial advisor if they are not clear about the suitability of the product.</p>

#NIFTY 50 Hybrid Composite Debt 50:50 Index (TRI)



1800-266-2676 & 1800-103-2263



www.boimf.in



service@boimf.in

To invest scan the QR code:



Fund Performance - Regular Plan

(As on March 31, 2026)

Fund Manager - Alok Singh

Current Value of Standard Investment of ₹ 10000

Period [@]	Scheme Returns (%) [^]	Benchmark Returns [#] (%)	Additional Benchmark Returns ^{##} (%)	Scheme Returns (₹)	Benchmark Returns [#] (₹)	Additional Benchmark Returns ^{##} (₹)
1 year	4.42%	-0.64%	-3.99%	10,442	9,936	9,601
3 years	10.14%	8.39%	10.02%	13,365	12,737	13,320
5 years	9.30%	7.99%	10.01%	15,601	14,691	16,113
Since inception*	7.74%	10.27%	12.12%	24,563	32,512	39,705

#NIFTY 50 Hybrid Composite Debt 50:50 Index

##Nifty 50 TRI

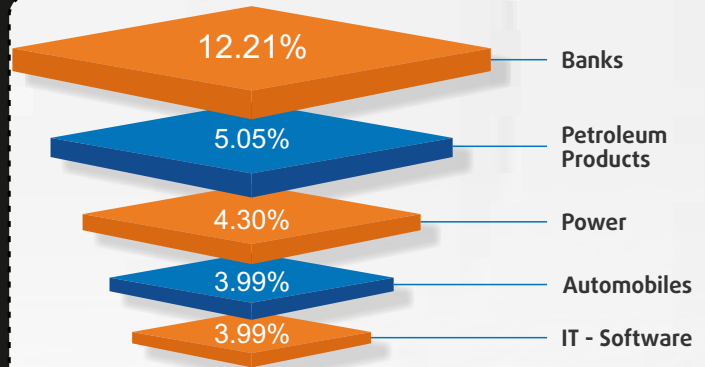
[^] Past performance may or may not be sustained in the future. *Date of Allotment - March 14, 2014. Above returns are in Compounded Annual Growth Rate (CAGR). [@]In case, the start date or the end date of the concerned period is a non-business day, the NAV of the previous business day is considered for computation of returns.

- Mr. Alok Singh has been managing this scheme from December 1, 2021. In addition to this, he manages 7 open ended schemes and co-manages 2 open ended schemes of Bank of India Mutual Fund.
- Period for which scheme's performance has been provided is computed basis on last working day of the Month preceding the date of publication.
- Different plans shall have a different expense structure. The performance details provided herein are of Regular plan – Growth option. For performance of other schemes managed by Mr. Alok Singh and direct plan of this scheme, [click here](#)

Top 10 Equity Holdings

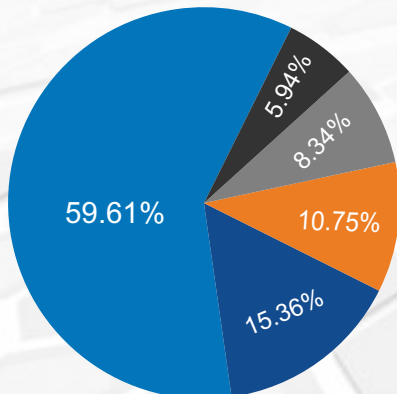
Reliance Industries Limited	5.05%
ICICI Bank Limited	3.97%
HDFC Bank Limited	3.16%
Bharti Airtel Limited	2.61%
ITC Limited	2.47%
NTPC Limited	2.10%
Shriram Finance Limited	2.07%
State Bank of India	2.00%
Adani Ports and Special Economic Zone Limited	1.98%
Axis Bank Limited	1.49%

Top 5 Sector Allocation

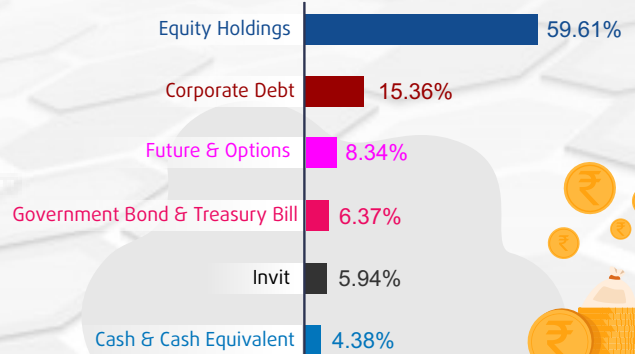


MCAP Categorization

- Large Cap
- Debt
- GB/TB/Repo/ Others
- Arbitrage Positions
- Invit



Asset Allocation



The above details are as on March 31, 2026



1800-266-2676 & 1800-103-2263



www.boimf.in



service@boimf.in

To invest scan the QR code:

