

SMALL
CAP
FUND

LARGE CAP FUND

MID
CAP
FUND

HYBRID
FUND

LIQUID
FUND

SECTORAL
FUND

THEMATIC
FUND



AT THE CENTRE
OF EVERY
**SAVINGS &
INVESTMENT**
PORTFOLIO

Features



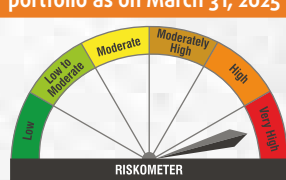
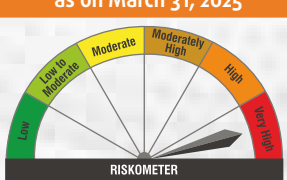
More resilient
in adverse
market conditions



Long term capital
appreciation



Investment in companies
having long term
performance track
record & financial
stability

PRODUCT LABEL	Risk-o-meter is based on the scheme portfolio as on March 31, 2025	Benchmark* Risk-o-meter as on March 31, 2025	Bank of India Bluechip Fund (An open ended equity scheme predominantly investing in Large Cap Stocks)
			This product is suitable for investors who are seeking* <ul style="list-style-type: none"> • Long term capital appreciation. • Investment predominantly in equity and equity-related instruments of large cap companies.
	Investors understand that their principal will be at very high risk	Benchmark riskometer is at very high risk	*Investor should consult their financial advisor if they are not clear about the suitability of the product.

#NIFTY 100 TRI (Tier 1)



1800-266-2676 & 1800-103-2263



www.boimf.in



service@boimf.in

To invest scan the QR code:



**Fund Performance**

(As on March 31, 2025)

Fund Manager - Alok Singh and Nilesh Jethani**Current Value of Standard Investment of ₹ 10000**

Period [@]	Scheme Returns (%) [^]		Benchmark Returns [#] (%)	Additional Benchmark Returns ^{##} (%)	Scheme Returns (₹)		Benchmark Returns [#] (₹)	Additional Benchmark Returns ^{##} (₹)
	Regular Plan [*]	Direct Plan [*]			Regular Plan [*]	Direct Plan [*]		
1 year	-2.13%	-0.90%	6.14%	6.39%	9,787	9,910	10,614	10,639
3 years	11.59%	12.88%	12.07%	11.14%	15,097	15,764	15,343	14,868
5 years	NA	NA	NA	NA	NA	NA	NA	NA
Since inception	10.83%	12.19%	12.68%	12.15%	14,720	15,410	15,663	15,389

#Nifty 100 TRI

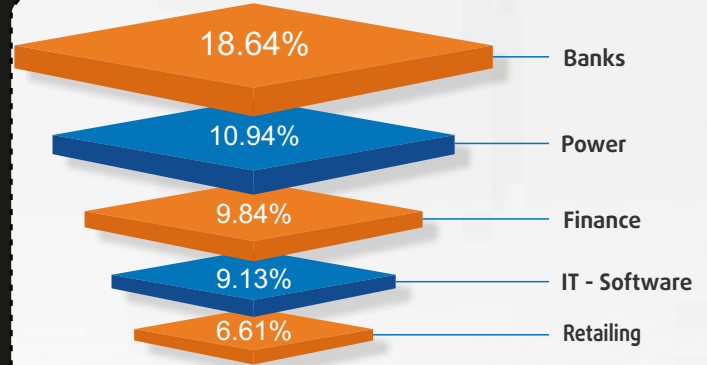
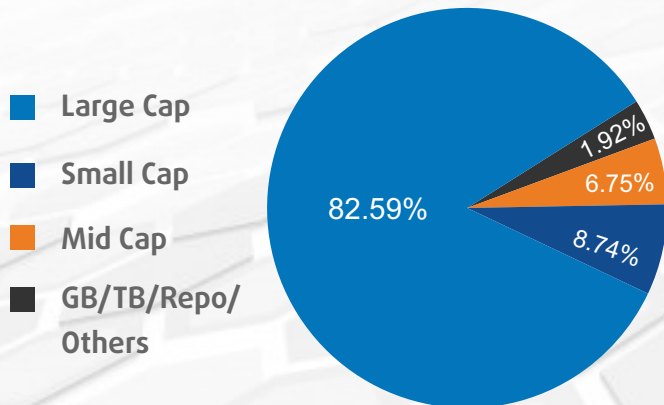

##BSE SENSEX TRI

[^] Past performance may or may not be sustained in the future. ^{*} Date of Allotment - June 29, 2021. Above returns are in Compounded Annual Growth Rate (CAGR). [@] In case, the start date or the end date of the concerned period is a non-business day, the NAV of the previous business day is considered for computation of returns.

- Mr. Alok Singh and Mr. Nilesh Jethani have been managing this scheme from October 1, 2024. In addition to this, Mr. Alok Singh manages 8 other open-ended schemes of Bank of India Mutual Fund and Mr. Nilesh Jethani manages 2 close-ended schemes and co-manages 1 scheme of Bank of India Mutual Fund.
- Period for which scheme's performance has been provided is computed basis on last working day of the Month-end preceding the date of publication.
- Different plans shall have a different expense structure.
- Benchmark and Additional Benchmark performance is computed as on 28th March, 2025, since values for 31st March 2025 are not available. For performance of other schemes managed by Mr. Alok Singh and Mr. Nilesh Jethani, [click here](#)

Top 10 Equity Holdings

HDFC Bank Limited	8.66%
State Bank of India	5.13%
ICICI Bank Limited	4.85%
Reliance Industries Limited	3.81%
Shriram Finance Limited	3.71%
NTPC Limited	3.57%
NTPC Green Energy Limited	3.48%
Coforge Limited	3.47%
Vedanta Limited	3.40%
REC Limited	3.00%

Top 5 Sector Allocation**MCAP Categorization****Asset Allocation**

The above details are as on March 31, 2025

