

SMALL  
CAP  
FUND

LARGE CAP FUND

MID  
CAP  
FUND

HYBRID  
FUND

LIQUID  
FUND

SECTORAL  
FUND

THEMATIC  
FUND

**Bank of India  
Bluechip Fund**

AT THE CENTRE  
OF EVERY  
**SAVINGS &  
INVESTMENT  
PORTFOLIO**

## Features



More resilient  
in adverse  
market conditions



Long term capital  
appreciation



Investment in companies  
having long term  
performance track  
record & financial  
stability

PRODUCT LABEL	Risk-o-meter is based on the scheme portfolio as on May 31, 2025	Benchmark* Risk-o-meter as on May 31, 2025	Bank of India Bluechip Fund (An open ended equity scheme predominantly investing in Large Cap Stocks)
	<p>Investors understand that their principal will be at very high risk</p>	<p>Benchmark riskometer is at very high risk</p>	<p>This product is suitable for investors who are seeking*</p> <ul style="list-style-type: none"> <li>Long term capital appreciation.</li> <li>Investment predominantly in equity and equity-related instruments of large cap companies.</li> </ul> <p>*Investor should consult their financial advisor if they are not clear about the suitability of the product.</p>

#NIFTY 100 TRI (Tier 1)



1800-266-2676 & 1800-103-2263



www.boimf.in



service@boimf.in

To invest scan the QR code:



MUTUAL FUND INVESTMENTS ARE SUBJECT TO MARKET RISKS, READ ALL SCHEME RELATED DOCUMENTS CAREFULLY.

**Date of Allotment**

June 29, 2021

**Benchmark**

Tier 1: NIFTY 100 TRI

**Fund Performance - Regular Plan**

(As on May 30, 2025)

**Fund Manager - Alok Singh and Nilesh Jethani****Current Value of Standard Investment of 10000**

Period <sup>@</sup>	Scheme Returns (%) <sup>^</sup>	Benchmark Returns (%) <sup>#</sup>	Additional Benchmark Returns <sup>##</sup> (%)	Scheme Returns (₹)	Benchmark Returns <sup>#</sup> (₹)	Additional Benchmark Returns <sup>##</sup> (₹)
1 year	1.10%	8.87%	11.33%	10,110	10,887	11,133
3 years	16.98%	15.96%	14.95%	18,495	17,870	17,268
5 years	NA	NA	NA	NA	NA	NA
Since inception*	12.07%	13.67%	13.14%	15,640	16,533	16,233

#Nifty 100 TRI

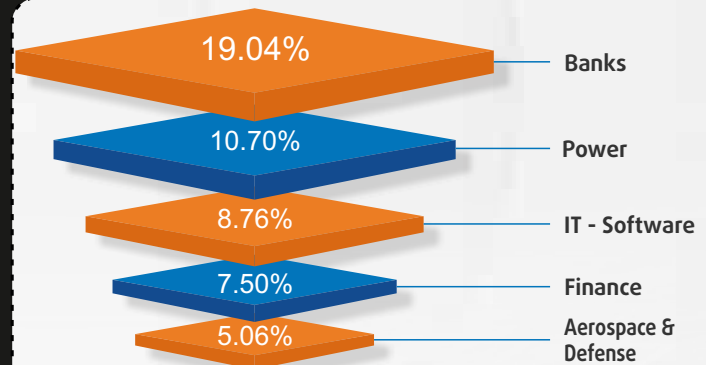
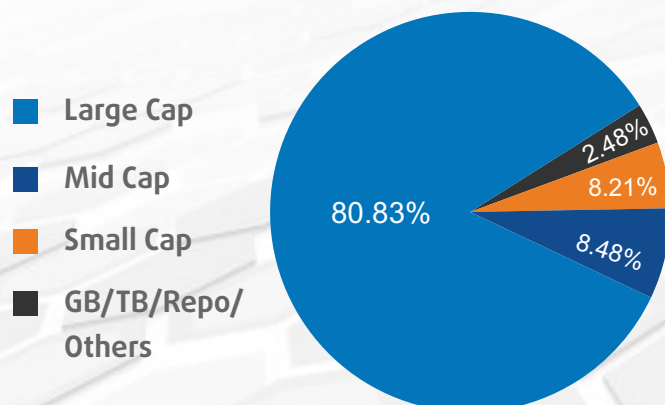
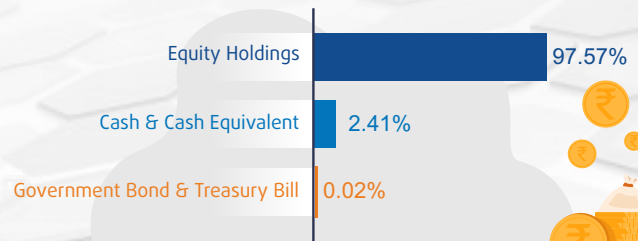
##BSE SENSEX TRI

<sup>^</sup> Past performance may or may not be sustained in the future. \*Date of Allotment - June 29, 2021. Above returns are in Compounded Annual Growth Rate (CAGR). <sup>@</sup> In case, the start date or the end date of the concerned period is a non-business day, the NAV of the previous business day is considered for computation of returns.

- Mr. Alok Singh and Mr. Nilesh Jethani have been managing this scheme from October 1, 2024. In addition to this, Mr. Alok Singh manages 8 other open-ended schemes of Bank of India Mutual Fund and Mr. Nilesh Jethani manages 2 close-ended schemes and co-manages 1 scheme of Bank of India Mutual Fund.
- Period for which scheme's performance has been provided is computed basis on last working day of the Month-end preceding the date of publication.
- Different plans shall have a different expense structure.
- For performance of other schemes managed by Mr. Alok Singh and Mr. Nilesh Jethani and direct plan of this scheme, [click here](#)

**Top 10 Equity Holdings**

HDFC Bank Limited	8.42%
State Bank of India	4.94%
ICICI Bank Limited	4.75%
Reliance Industries Limited	3.88%
NTPC Green Energy Limited	3.51%
Coforge Limited	3.35%
Shriram Finance Limited	3.30%
Hindustan Aeronautics Limited	3.21%
NTPC Limited	3.05%
Vedanta Limited	2.92%

**Top 5 Sector Allocation****MCAP Categorization****Asset Allocation**

The above details are as on May 31, 2025



1800-266-2676 &amp; 1800-103-2263



www.boimf.in



service@boimf.in

To invest scan the QR code:

**MUTUAL FUND INVESTMENTS ARE SUBJECT TO MARKET RISKS, READ ALL SCHEME RELATED DOCUMENTS CAREFULLY.**