

SMALL  
CAP  
FUND

LARGE CAP FUND

MID  
CAP  
FUND

HYBRID  
FUND

LIQUID  
FUND

SECTORAL  
FUND

THEMATIC  
FUND

**Bank of India  
Bluechip Fund**

AT THE CENTRE  
OF EVERY  
**SAVINGS &  
INVESTMENT  
PORTFOLIO**

## Features



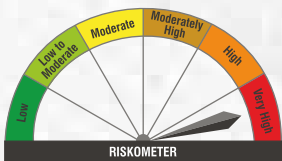
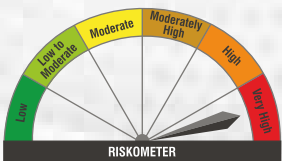
More resilient  
in adverse  
market conditions



Long term capital  
appreciation



Investment in companies  
having long term  
performance track  
record & financial  
stability

| PRODUCT LABEL | Risk-o-meter is based on the scheme portfolio as on April 30, 2025   | Benchmark* Risk-o-meter as on April 30, 2025   | Bank of India Bluechip Fund<br>(An open ended equity scheme predominantly investing in Large Cap Stocks)  |
|---------------|--|--|---|
|               |  <p>Investors understand that their principal will be at very high risk</p> |  <p>Benchmark riskometer is at very high risk</p> | <p>This product is suitable for investors who are seeking*</p> <ul style="list-style-type: none"> <li>Long term capital appreciation.</li> <li>Investment predominantly in equity and equity-related instruments of large cap companies.</li> </ul> <p>*Investor should consult their financial advisor if they are not clear about the suitability of the product.</p> |

#NIFTY 100 TRI (Tier 1)



1800-266-2676 & 1800-103-2263



www.boimf.in



service@boimf.in

To invest scan the QR code:



MUTUAL FUND INVESTMENTS ARE SUBJECT TO MARKET RISKS, READ ALL SCHEME RELATED DOCUMENTS CAREFULLY.

**Date of Allotment**

June 29, 2021

**Benchmark**

Tier 1: NIFTY 100 TRI

**Fund Performance - Regular Plan**

(As on April 30, 2025)

**Fund Manager - Alok Singh and Nilesh Jethani****Current Value of Standard Investment of ₹ 10000**

| Period <sup>@</sup> | Scheme Returns (%) <sup>^</sup> | Benchmark Returns <sup>#</sup> (%) | Additional Benchmark Returns <sup>##</sup> (%) | Scheme Returns (₹) | Benchmark Returns <sup>#</sup> (₹) | Additional Benchmark Returns <sup>##</sup> (₹) |
|---------------------|---------------------------------|------------------------------------|--|--------------------|------------------------------------|--|
| 1 year              | -2.5907%                        | 7.2185%                            | 9.0646%  | 9,741              | 10,722                             | 10,906   |
| 3 years             | 13.7183%                        | 13.6927%                           | 13.4320%                                       | 16,379             | 16,365                             | 16,222   |
| 5 years             | NA                              | NA                                 | NA   | NA                 | NA                                 | NA   |
| Since inception*    | 11.2103%                        | 13.3418%                           | 12.9323%                                       | 15,040             | 16,178                             | 15,954   |

#Nifty 100 TRI

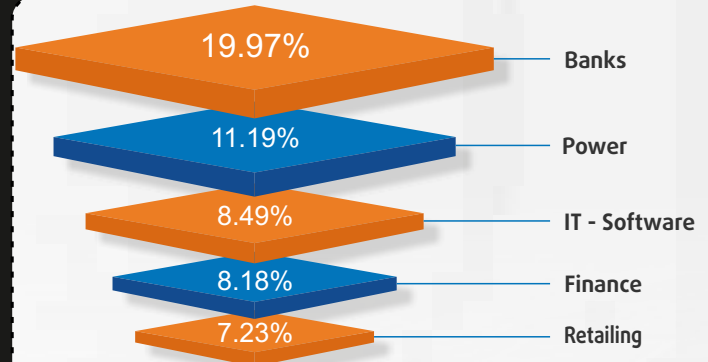
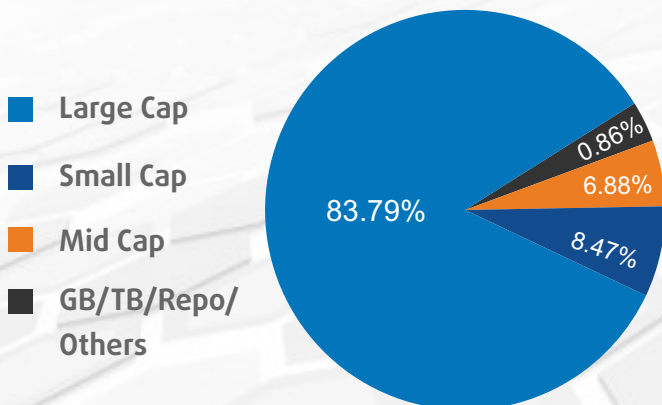
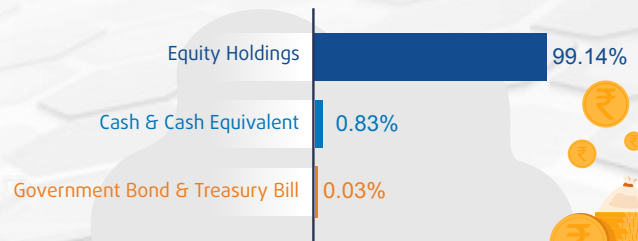
##BSE SENSEX TRI

<sup>^</sup> Past performance may or may not be sustained in the future. \*Date of Allotment - June 29, 2021. Above returns are in Compounded Annual Growth Rate (CAGR). <sup>@</sup> In case, the start date or the end date of the concerned period is a non-business day, the NAV of the previous business day is considered for computation of returns.

- Mr. Alok Singh and Mr. Nilesh Jethani have been managing this scheme from October 1, 2024. In addition to this, Mr. Alok Singh manages 8 other open-ended schemes of Bank of India Mutual Fund and Mr. Nilesh Jethani manages 2 close-ended schemes and co-manages 1 scheme of Bank of India Mutual Fund.
- Period for which scheme's performance has been provided is computed basis on last working day of the Month-end preceding the date of publication.
- Different plans shall have a different expense structure.
- For performance of other schemes managed by Mr. Alok Singh and Mr. Nilesh Jethani and direct plan of this scheme, [click here](#)

**Top 10 Equity Holdings**

|                               |       |
|-------------------------------|-------|
| HDFC Bank Limited             | 8.88% |
| State Bank of India           | 5.10% |
| ICICI Bank Limited            | 5.00% |
| Reliance Industries Limited   | 4.09% |
| NTPC Limited                  | 3.45% |
| NTPC Green Energy Limited     | 3.38% |
| Shriram Finance Limited       | 3.36% |
| Hindustan Aeronautics Limited | 3.09% |
| Coforge Limited               | 3.05% |
| Vedanta Limited               | 2.99% |

**Top 5 Sector Allocation****MCAP Categorization****Asset Allocation**

The above details are as on April 30, 2025



1800-266-2676 &amp; 1800-103-2263



www.boimf.in



service@boimf.in

To invest scan the QR code:

**MUTUAL FUND INVESTMENTS ARE SUBJECT TO MARKET RISKS, READ ALL SCHEME RELATED DOCUMENTS CAREFULLY.**