

SMALL
CAP
FUND

LARGE CAP FUND

MID
CAP
FUND

HYBRID
FUND

LIQUID
FUND

SECTORAL
FUND

THEMATIC
FUND

Bank of India Large Cap Fund[^]

AT THE CENTRE OF EVERY SAVINGS & INVESTMENT PORTFOLIO

([^]Formerly Bank of India Bluechip Fund)

Features



More resilient
in adverse
market conditions



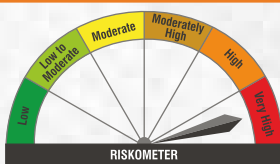
Long term capital
appreciation



Investment in companies
having long term
performance track
record & financial
stability

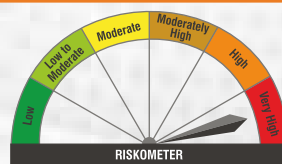
PRODUCT LABEL

Risk-o-meter is based on the scheme portfolio as on April 30, 2026



Investors understand that their principal will be at very high risk

Benchmark* Risk-o-meter as on April 30, 2026



Benchmark riskometer is at very high risk

Bank of India Large Cap Fund#(Formerly Bank of India Bluechip Fund)
(An open ended equity scheme predominantly investing in Large Cap Stocks)

This product is suitable for investors who are seeking*

- Long term capital appreciation.
- Investment predominantly in equity and equity-related instruments of large cap companies.

*Investor should consult their financial advisor if they are not clear about the suitability of the product.

#NIFTY 100 TRI (Tier 1)

#The name of the Scheme has changed pursuant to addendum number 11/2025-26. For further details click on the link:
<https://www.boimf.in/docs/default-source/reports/addenda-notice/change-in-nomenclature-of-schemes-july-10-2025.pdf?>



1800-266-2676 & 1800-103-2263



www.boimf.in



service@boimf.in

To invest scan the QR code:



Bank of India Mutual Fund - SEBI Registration Number: MF/056/08/01

MUTUAL FUND INVESTMENTS ARE SUBJECT TO MARKET RISKS, READ ALL SCHEME RELATED DOCUMENTS CAREFULLY.

**Fund Performance - Regular Plan**

(As on April 30, 2026)

Fund Manager - Alok Singh and Nilesh Jethani**Current Value of Standard Investment of ₹ 10000**

Period [@]	Scheme Returns (%) [^]	Benchmark Returns [#] (%)	Additional Benchmark Returns ^{##} (%)	Scheme Returns (₹)	Benchmark Returns [#] (₹)	Additional Benchmark Returns ^{##} (₹)
1 year	8.51%	1.32%	-3.05%	10,851	10,132	9,695
3 years	15.57%	12.80%	9.26%	20,141	17,910	15,348
5 years	NA	NA	NA	NA	NA	NA
Since inception*	10.65%	10.75%	9.43%	16,320	16,391	15,467

#Nifty 100 TRI

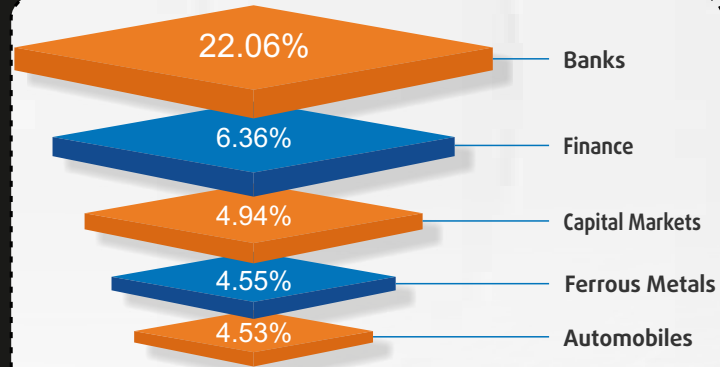
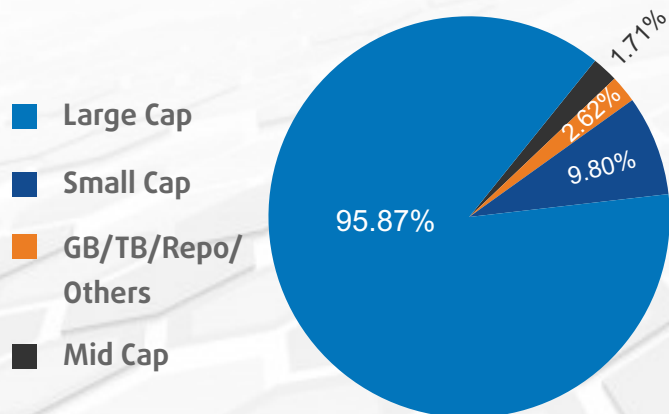
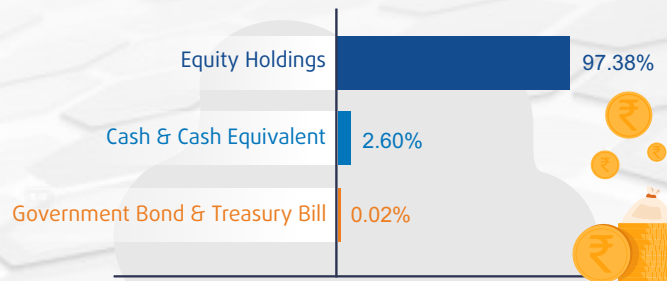
##BSE SENSEX TRI

[^] Past performance may or may not be sustained in the future. *Date of Allotment - June 29, 2021. Above returns are in Compounded Annual Growth Rate (CAGR). [@] In case, the start date or the end date of the concerned period is a non-business day, the NAV of the previous business day is considered for computation of returns.

- Mr. Alok Singh and Mr. Nilesh Jethani have been managing this scheme from October 1, 2024. In addition to this, Mr. Alok Singh manages 8 open-ended schemes and co-manages 1 open ended scheme of Bank of India Mutual Fund and Mr. Nilesh Jethani manages 2 close ended, 2 open ended and co-manages 1 open ended scheme of Bank of India Mutual Fund.
- Period for which scheme's performance has been provided is computed basis on last working day of the Month-end preceding the date of publication.
- Different plans shall have a different expense structure.
- For performance of other schemes managed by Mr. Alok Singh and Mr. Nilesh Jethani and direct plan of this scheme, [click here](#)

Top 10 Equity Holdings

HDFC Bank Limited	6.51%
State Bank of India	5.45%
ICICI Bank Limited	4.90%
Reliance Industries Limited	4.11%
Adani Ports and Special Economic Zone Ltd.	3.98%
ICICI Prudential Asset Management Com. Ltd.	3.92%
Dr. Reddy's Laboratories Limited	2.99%
Shriram Finance Limited	2.93%
Quality Power Electrical Eqp Ltd	2.86%
Tata Steel Limited	2.57%

Top 5 Sector Allocation**MCAP Categorization****Asset Allocation**

The above details are as on April 30, 2026



1800-266-2676 & 1800-103-2263



www.boimf.in



service@boimf.in

To invest scan the QR code:

