Bank of India Mutual Fund

MUTUAL FUNDS Sahi Hai



Tall. Tested. Timeless.

Bank of India Large Cap Fund*

Give a strong anchor to your portfolio

Features

- More resilient in adverse market conditions
- Long term capital appreciation
- Investment in companies having long term performance track record & financial stability

PRODUCT LABEL

Risk-o-meter is based on the scheme portfolio as on October 31, 2026	Benchmark# Risk-o-meter as on October 31, 2026	Bank of India Large Cap Fund#(Formerly Bank of India Bluechip Fund) (An open ended equity scheme predominantly investing in Large Cap Stocks)
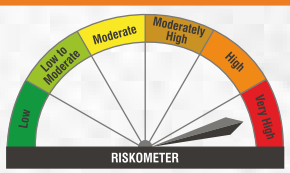	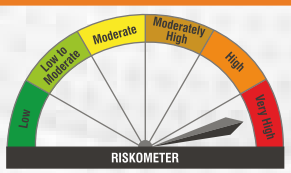	This product is suitable for investors who are seeking* • Long term capital appreciation. • Investment predominantly in equity and equity-related instruments of large cap companies.
Investors understand that their principal will be at very high risk	Benchmark riskometer is at very high risk	*Investor should consult their financial advisor if they are not clear about the suitability of the product.

#NIFTY 100 TRI (Tier 1)

#The name of the Scheme has changed pursuant to addendum number 11/2025-26. For further details click on the link: https://www.boimf.in/docs/default-source/reports/addenda-notice/change-in-nomenclature-of-schemes-july-10-2025.pdf?

TOLL FREE 1800-266-2676 & 1800-103-2263 www.boimf.in service@boimf.in

To invest scan the QR code:

Bank of India Mutual Fund - SEBI Registration Number: MF/056/08/01

MUTUAL FUND INVESTMENTS ARE SUBJECT TO MARKET RISKS, READ ALL SCHEME RELATED DOCUMENTS CAREFULLY.

Date of Allotment June 29, 2021

Benchmark Tier 1: NIFTY 100 TRI

Fund Performance - Regular Plan

(As on October 30, 2026)

Fund Manager - Alok Singh and Nilesh Jethani

Current Value of Standard Investment of ₹ 10000

Period@	Scheme Returns (%) ^	Benchmark Returns# (%)	Additional Benchmark Returns## (%)	Scheme Returns (₹)	Benchmark Returns# (₹)	Additional Benchmark Returns## (₹)
1 year	-4.11%	-8.18%	-10.42%	9,589	9,182	8,958
3 years	10.37%	9.17%	6.45%	16,939	15,976	13,963
5 years	7.19%	7.21%	5.91%	14,153	14,171	13,329
Since inception*	9.04%	9.07%	8.02%	15,880	15,905	15,098

#Nifty 100 TRI ##BSE SENSEX TRI

^ Past performance may or may not be sustained in the future. *Date of Allotment - June 29, 2021. Above returns are in Compounded Annual Growth Rate (CAGR). @ In case, the start date or the end date of the concerned period is a non-business day, the NAV of the previous business day is considered for computation of returns.

- Mr. Alok Singh and Mr. Nilesh Jethani have been managing this scheme from October 1, 2024. In addition to this, Mr. Alok Singh manages 8 open-ended schemes and co-manages 1 open ended scheme of Bank of India Mutual Fund and Mr. Nilesh Jethani manages 2 close ended, 2 open ended and co-manages 1 open ended scheme of Bank of India Mutual Fund.
- Period for which scheme's performance has been provided is computed basis on last working day of the Month-end preceding the date of publication.
- Different plans shall have a different expense structure.
- For performance of other schemes managed by Mr. Alok Singh and Mr. Nilesh Jethani and direct plan of this scheme, click here

Top 10 Equity Holdings

HDFC Bank Limited	6.45%
ICICI Bank Limited	6.13%
Adani Ports and Special Economic Zone Ltd.	4.94%
State Bank of India	4.61%
Tech Mahindra Limited	3.57%
Larsen & Toubro Limited	3.56%
Divi's Laboratories Limited	2.99%
ICICI Prudential Asset Management Com. Ltd.	2.74%
Jio Platforms Limited	2.53%
Quality Power Electrical Eqp Ltd	2.50%

Top 5 Sector Allocation

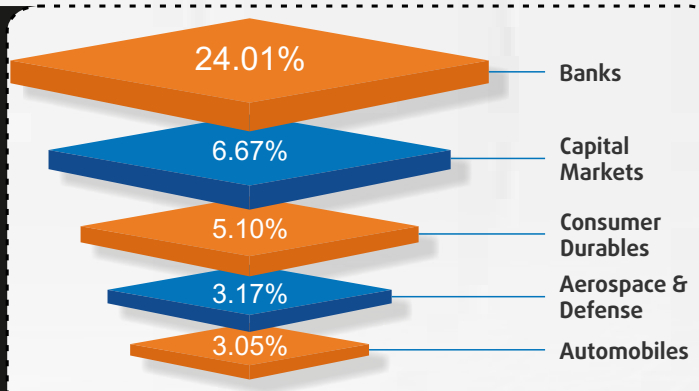

MCAP Categorization

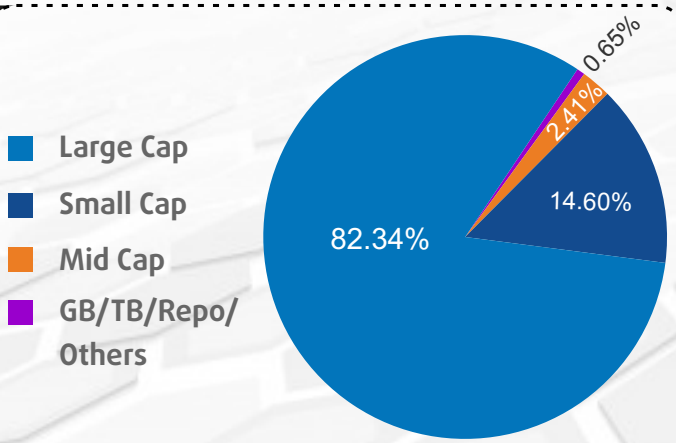

Asset Allocation



The above details are as on October 31, 2026

1800-266-2676 & 1800-103-2263 www.boimf.in service@boimf.in To invest scan the QR code:

MUTUAL FUND INVESTMENTS ARE SUBJECT TO MARKET RISKS, READ ALL SCHEME RELATED DOCUMENTS CAREFULLY.