



Exposure to market leaders with potential of future leaders

# Bank of India Large & Mid Cap Fund<sup>^</sup>

(Formerly Bank of India Large & Mid Cap Equity Fund)

## Features



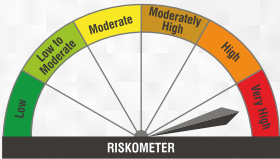
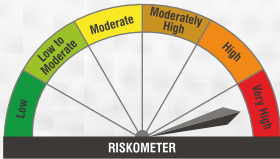
Predominantly invests in the stocks of the companies with large & medium sized capitalisations



Lesser Risk than Pure Mid Cap Fund



Diversified Portfolio

PRODUCT LABEL	Risk-o-meter is based on the scheme portfolio as on February 28, 2026	Benchmark <sup>#</sup> Risk-o-meter as on February 28, 2026	Bank of India Large & Mid Cap Fund# (Formerly Bank of India Large & Mid Cap Equity Fund) (An open ended equity scheme investing in both large cap and mid cap stocks)
	 <p>Investors understand that their principal will be at very high risk</p>	 <p>Benchmark riskometer is at very high risk</p>	<p>This product is suitable for investors who are seeking*</p> <ul style="list-style-type: none"> <li>• Long-term capital growth.</li> <li>• Investment in equity and equity related securities including equity derivatives of companies across market capitalisations.</li> </ul>

#BSE 250 LargeMidCap Total Return Index (TRI)

<sup>^</sup>The name of the Scheme has changed pursuant to addendum number 11/2025-26. For further details click on the link: <https://www.boimf.in/docs/default-source/reports/addenda-notice/change-in-nomenclature-of-schemes-july-10-2025.pdf?>



1800-266-2676 & 1800-103-2263



[www.boimf.in](http://www.boimf.in)



[service@boimf.in](mailto:service@boimf.in)

To invest scan the QR code:



# Fund Performance - Regular Plan


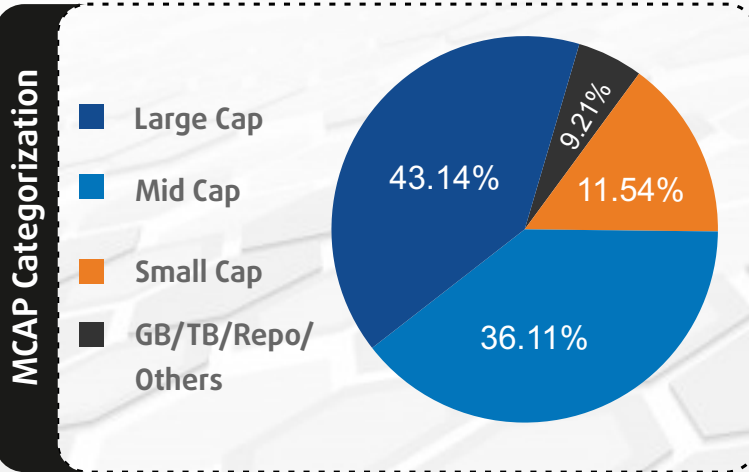
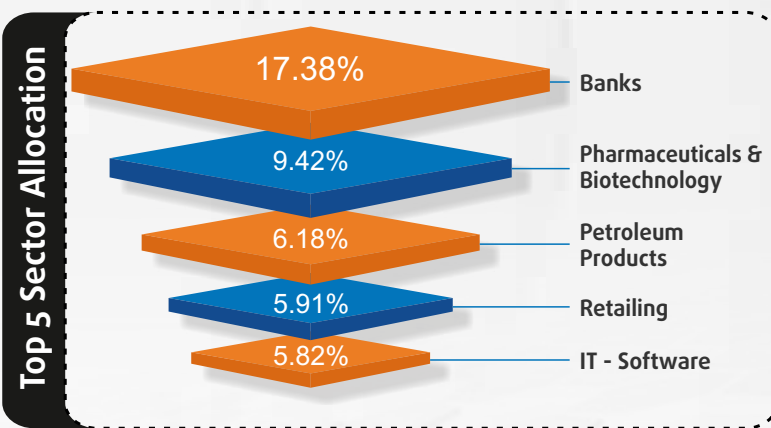
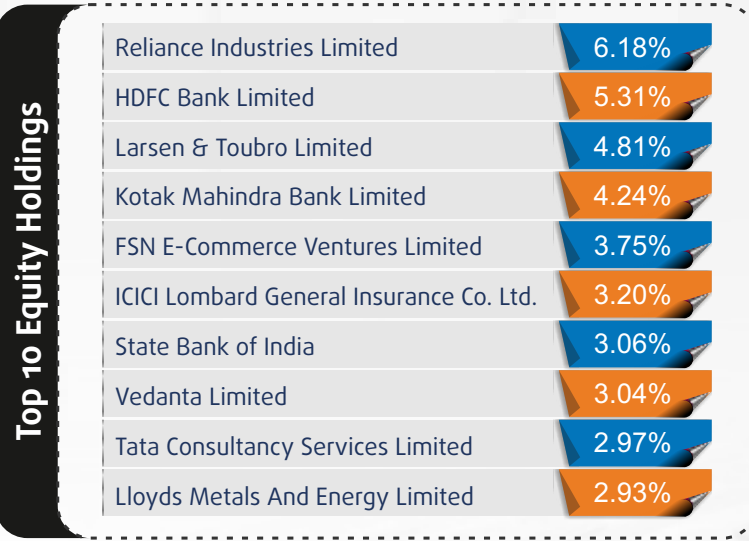
(As on February 27, 2026)

Fund Manager - Nitin Gosar				Current Value of Standard Investment of ₹ 10000		
Period <sup>@</sup>	Scheme Returns (%) <sup>^</sup>	Benchmark Returns <sup>#</sup> (%)	Additional Benchmark Returns <sup>##</sup> (%)	Scheme Returns (₹)	Benchmark Returns <sup>#</sup> (₹)	Additional Benchmark Returns <sup>##</sup> (₹)
1 year	21.47%	17.60%	15.07%	12,147	11,760	11,507
3 years	18.15%	17.51%	14.64%	16,494	16,226	15,066
5 years	15.84%	14.53%	12.93%	20,877	19,724	18,379
Since inception*	13.48%	15.14%	13.89%	89,940	115,669	95,656

#BSE 250 LargeMidCap Total Return Index (TRI)  
##Nifty 50 TRI

<sup>^</sup> Past performance may or may not be sustained in the future. Date of Allotment - October 21, 2008  
Above returns are in Compounded Annual Growth Rate (CAGR). <sup>@</sup> In case, the start date or the end date of the concerned period is a non-business day, the NAV of the previous business day is considered for computation of returns.

- Mr. Nitin Gosar has been appointed Fund Manager for this scheme w.e.f. from September 27, 2022. In addition to this scheme, he manages 3 open ended schemes of Bank of India Mutual Fund.
- Period for which scheme's performance has been provided is computed basis on last working day of the Month-end preceding the date of publication.
- Different plans shall have a different expense structure.
- For performance of other schemes managed by Mr. Nitin Gosar and direct plan of this scheme, [click here](#)



The above details are as on February 28, 2026