

Exposure to  
market leaders with  
potential of future  
leaders

## Bank of India Large & Mid Cap Fund#



### Features



Predominantly  
invests in the stocks  
of the companies with  
large & medium sized  
capitalisations



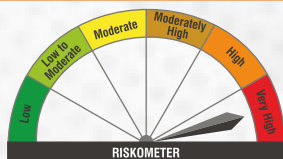
Lesser Risk  
than Pure  
Mid Cap Fund



Diversified  
Portfolio

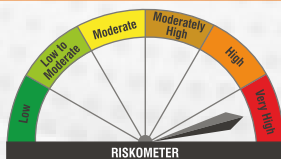
#### PRODUCT LABEL

Risk-o-meter is based on the scheme  
portfolio as on October 31, 2025



Investors understand that their principal will be  
at very high risk

Benchmark\* Risk-o-meter  
as on October 31, 2025



Benchmark riskometer is at very high risk

Bank of India Large & Mid Cap Fund# (Formerly Bank of India Large &  
Mid Cap Equity Fund)  
(An open ended equity scheme investing in both large cap and mid cap stocks)

This product is suitable for investors who are seeking\*

- Long-term capital growth.
- Investment in equity and equity related securities including equity derivatives of companies across market capitalisations.

\*Investor should consult their financial advisor if they are not clear about the suitability of the product.

#BSE 250 LargeMidCap Total Return Index (TRI)

#The name of the Scheme has changed pursuant to addendum number 11/2025-26. For further details click on the

link: [https://www.boimf.in/docs/default-source/reports/addenda-notice/changein-nomenclature-of-schemes-july-10-2025.pdf?sfvrsn=fc0958e\\_4](https://www.boimf.in/docs/default-source/reports/addenda-notice/changein-nomenclature-of-schemes-july-10-2025.pdf?sfvrsn=fc0958e_4)



1800-266-2676 & 1800-103-2263



[www.boimf.in](http://www.boimf.in)



[service@boimf.in](mailto:service@boimf.in)

To invest scan the QR code:



MUTUAL FUND INVESTMENTS ARE SUBJECT TO MARKET RISKS, READ ALL SCHEME RELATED DOCUMENTS CAREFULLY.

## Fund Performance - Regular Plan

(As on October 31, 2025)

### Fund Manager - Nitin Gosar

### Current Value of Standard Investment of ₹ 10000

Period <sup>@</sup>	Scheme Returns (%) ^	Benchmark Returns <sup>#</sup> (%)	Additional Benchmark Returns <sup>##</sup> (%)	Scheme Returns (₹)	Benchmark Returns <sup>#</sup> (₹)	Additional Benchmark Returns <sup>##</sup> (₹)
1 year	2.56%	6.22%	7.59%	10,256	10,622	10,759
3 years	16.72%	15.71%	13.90%	15,906	15,497	14,781
5 years	20.24%	20.51%	18.56%	25,157	25,439	23,449
Since inception*	13.74%	15.55%	14.30%	89,760	117,473	97,564

#BSE 250 LargeMidCap Total Return Index (TRI)

##Nifty 50 TRI

^ Past performance may or may not be sustained in the future. Date of Allotment - October 21, 2008

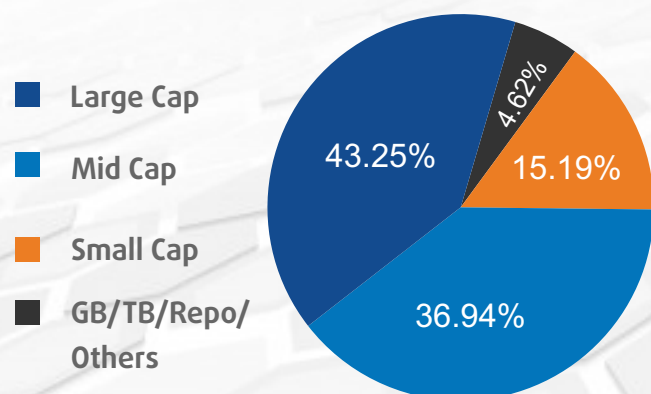
Above returns are in Compounded Annual Growth Rate (CAGR). @ In case, the start date or the end date of the concerned period is a non-business day, the NAV of the previous business day is considered for computation of returns.

- Mr. Nitin Gosar has been appointed Fund Manager for this scheme w.e.f. from September 27, 2022. In addition to this scheme, he manages 3 open ended schemes of Bank of India Mutual Fund.
- Period for which scheme's performance has been provided is computed basis on last working day of the Month-end preceding the date of publication.
- Different plans shall have a different expense structure.
- For performance of other schemes managed by Mr. Nitin Gosar and direct plan of this scheme, [click here](#)

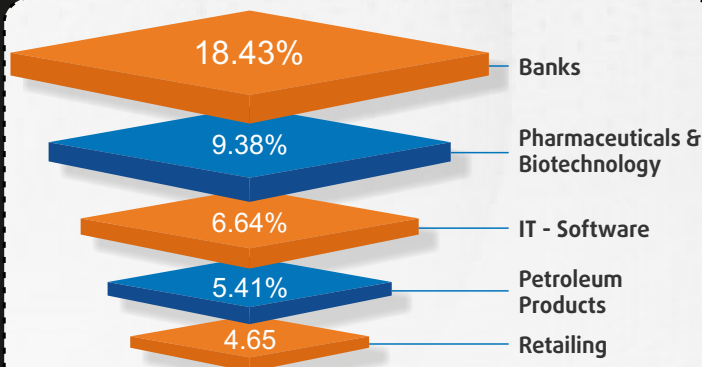
### Top 10 Equity Holdings

HDFC Bank Limited	6.16%
Reliance Industries Limited	5.41%
Larsen & Toubro Limited	4.48%
Indian Bank	3.82%
Hero MotoCorp Limited	3.76%
Kotak Mahindra Bank Limited	3.72%
FSN E-Commerce Ventures Limited	3.66%
State Bank of India	3.63%
ICICI Lombard General Insurance Co. Ltd.	3.50%
Lloyds Metals And Energy Limited	3.24%

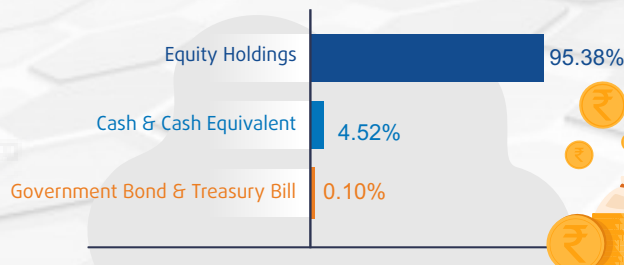
### MCAP Categorization



### Top 5 Sector Allocation



### Asset Allocation



The above details are as on October 31, 2025



1800-266-2676 &amp; 1800-103-2263



www.boimf.in



service@boimf.in

To invest scan the QR code:



MUTUAL FUND INVESTMENTS ARE SUBJECT TO MARKET RISKS, READ ALL SCHEME RELATED DOCUMENTS CAREFULLY.