



Exposure to market leaders with potential of future leaders

Bank of India Large & Mid Cap Fund[^]

(Formerly Bank of India Large & Mid Cap Equity Fund)

Features



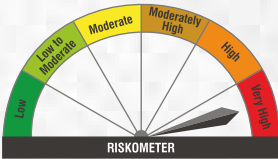
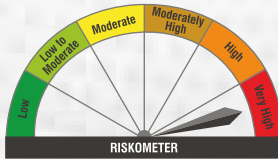
Predominantly invests in the stocks of the companies with large & medium sized capitalisations



Lesser Risk than Pure Mid Cap Fund



Diversified Portfolio

PRODUCT LABEL	Risk-o-meter is based on the scheme portfolio as on March 31, 2026	Benchmark [#] Risk-o-meter as on March 31, 2026	Bank of India Large & Mid Cap Fund# (Formerly Bank of India Large & Mid Cap Equity Fund) (An open ended equity scheme investing in both large cap and mid cap stocks)
	 <p>Investors understand that their principal will be at very high risk</p>	 <p>Benchmark riskometer is at very high risk</p>	<p>This product is suitable for investors who are seeking*</p> <ul style="list-style-type: none"> • Long-term capital growth. • Investment in equity and equity related securities including equity derivatives of companies across market capitalisations.

#BSE 250 LargeMidCap Total Return Index (TRI)

[^]The name of the Scheme has changed pursuant to addendum number 11/2025-26. For further details click on the link: <https://www.boimf.in/docs/default-source/reports/addenda-notice/change-in-nomenclature-of-schemes-july-10-2025.pdf?>



Fund Performance - Regular Plan

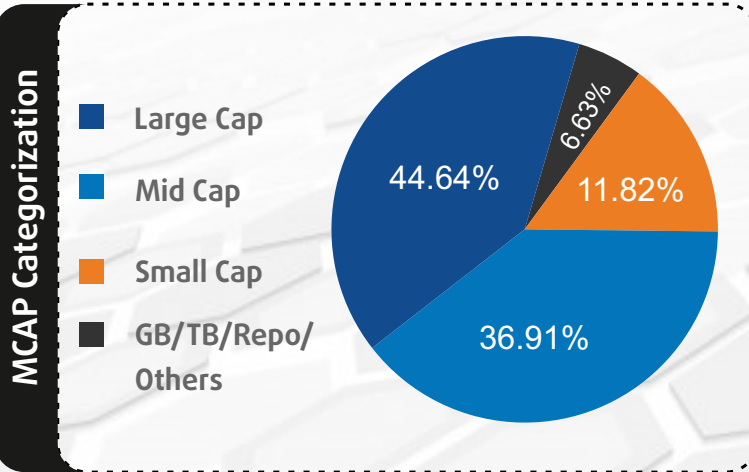
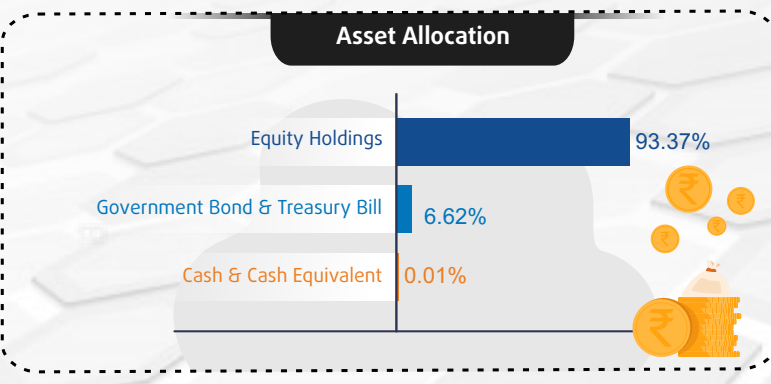
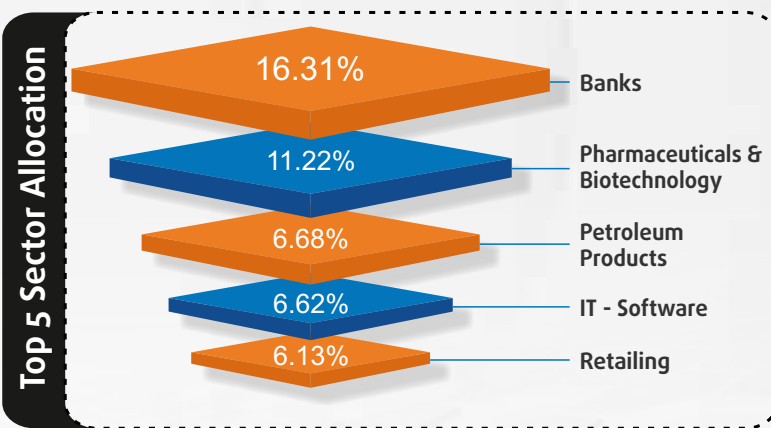
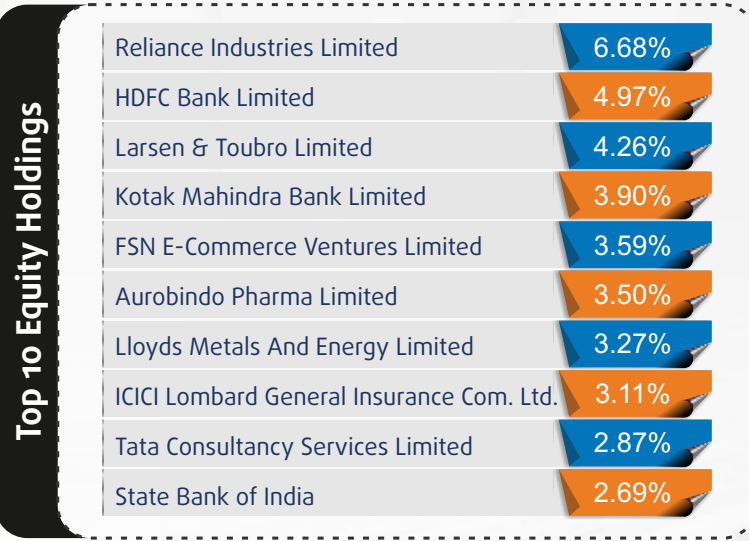
(As on March 31, 2026)

Fund Manager - Nitin Gosar				Current Value of Standard Investment of ₹ 10000		
Period [@]	Scheme Returns (%) [^]	Benchmark Returns [#] (%)	Additional Benchmark Returns ^{##} (%)	Scheme Returns (₹)	Benchmark Returns [#] (₹)	Additional Benchmark Returns ^{##} (₹)
1 year	1.90%	-2.88%	-3.99%	10,190	9,712	9,601
3 years	14.48%	12.64%	10.02%	15,007	14,295	13,320
5 years	13.37%	11.50%	10.01%	18,737	17,235	16,113
Since inception*	12.81%	14.26%	13.03%	82,030	1,02,393	84,845

#BSE 250 LargeMidCap Total Return Index (TRI)
##Nifty 50 TRI

[^] Past performance may or may not be sustained in the future. Date of Allotment - October 21, 2008
Above returns are in Compounded Annual Growth Rate (CAGR). [@] In case, the start date or the end date of the concerned period is a non-business day, the NAV of the previous business day is considered for computation of returns.

- Mr. Nitin Gosar has been appointed Fund Manager for this scheme w.e.f. from September 27, 2022. In addition to this scheme, he manages 3 open ended schemes of Bank of India Mutual Fund.
- Period for which scheme's performance has been provided is computed basis on last working day of the Month-end preceding the date of publication.
- Different plans shall have a different expense structure.
- For performance of other schemes managed by Mr. Nitin Gosar and direct plan of this scheme, [click here](#)



The above details are as on March 31, 2026

