

Shape a Future for growth



Get the Benefits of a diversified portfolio with

Bank of India Flexi Cap Fund

Key Features



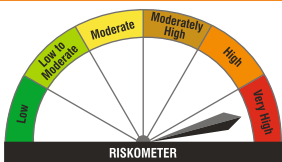
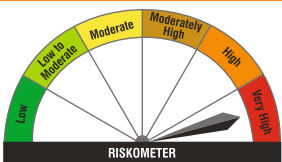
Offers Flexibility



Better Investment Possibilities



Investment opportunity across various market capitalisation

PRODUCT LABEL	Risk-o-meter is based on the scheme portfolio as on July 31, 2025	Benchmark* Risk-o-meter as on July 31, 2025	Bank of India Flexi Cap Fund (An open ended dynamic equity scheme investing across large cap, mid cap, small cap stocks)
	 <p>Investors understand that their principal will be at very high risk</p>	 <p>Benchmark riskometer is at very high risk</p>	<p>This product is suitable for investors who are seeking*:</p> <ul style="list-style-type: none"> Capital appreciation over medium to long term. Investment in a diversified portfolio consisting of equity and equity related instruments across market capitalization. <p>*Investor should consult their financial advisor if they are not clear about the suitability of the product.</p>

#BSE 500 TRI



1800-266-2676 & 1800-103-2263



www.boimf.in



service@boimf.in

To invest scan the QR code:



**Date of Allotment**

June 29, 2020

**Benchmark**BSE 500 Total Return Index (TRI)
(w.e.f. June 01, 2024)**Fund Performance - Regular Plan**

(As on July 31, 2025)

Fund Manager - Alok Singh**Current Value of Standard Investment of ₹ 10000**

Period [@]	Scheme Returns (%) ^	Benchmark Returns [#] (%)	Additional Benchmark Returns ^{##} (%)	Scheme Returns (₹)	Benchmark Returns [#] (₹)	Additional Benchmark Returns ^{##} (₹)
1 year	-7.56%	-2.08%	0.54%	9,244	9,792	10,054
3 years	22.06%	16.85%	14.29%	18,217	15,973	14,946
5 years	26.52%	21.66%	18.88%	32,433	26,668	23,751
Since inception*	27.25%	22.83%	20.23%	34,120	28,501	25,553

#BSE 500 Total Return Index (TRI)

##Nifty 50 TRI

^ Past performance may or may not be sustained in the future.

*Date of Allotment - June 29, 2020.

Above returns are in Compounded Annual Growth Rate (CAGR).

@ In case, the start date or the end date of the concerned period is a non-business day, the NAV of the previous business day is considered for computation of returns.



Mr. Alok Singh has been managing the Scheme since June 29, 2020. In addition to this, he manages 6 other open ended schemes and co-manages 2 scheme of Bank of India Mutual Fund.



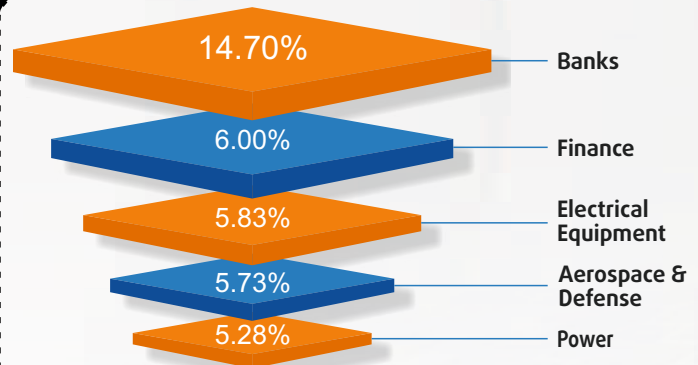
Period for which scheme's performance has been provided is computed basis on last working day of the Month-end preceding the date of publication.



Different plans shall have a different expense structure.

For performance of other schemes managed by Mr. Alok Singh and direct plan of this scheme, [click here](#)**Top 10 Equity Holdings**

State Bank of India	4.84%
Vedanta Limited	4.23%
Lloyds Metals And Energy Limited	4.05%
HDFC Bank Limited	3.93%
Coforge Limited	3.91%
Hindustan Aeronautics Limited	3.58%
ITC Limited	3.29%
ICICI Bank Limited	3.02%
Quality Power Electrical Eqp Ltd	2.96%
NTPC Green Energy Limited	2.52%

Top 5 Sector Allocation**MCAP Categorization**

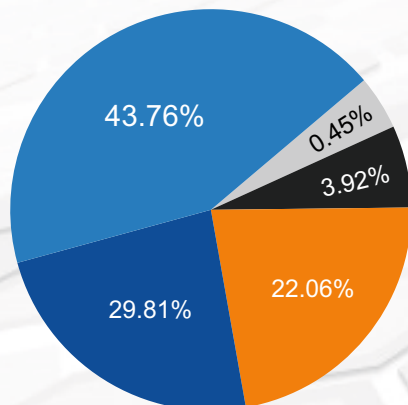
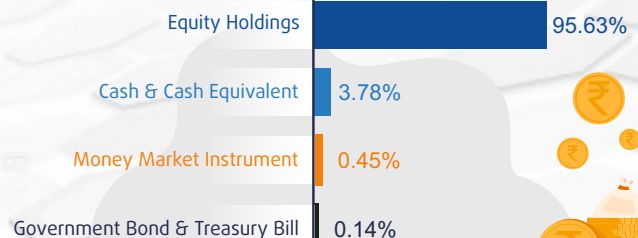
Large Cap

Small Cap

Mid Cap

GB/TB/Repo/
ETF/Others

Debt

**Asset Allocation**

The above details are as on July 31, 2025



1800-266-2676 & 1800-103-2263

www.boimf.inservice@boimf.in

To invest scan the QR code:

**MUTUAL FUND INVESTMENTS ARE SUBJECT TO MARKET RISKS, READ ALL SCHEME RELATED DOCUMENTS CAREFULLY.**