

Shape a Future for growth



Get the Benefits of a diversified portfolio with

Bank of India Flexi Cap Fund

Key Features



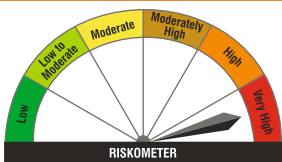
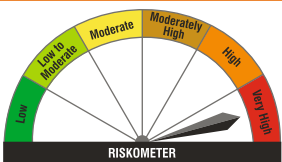
Offers Flexibility



Better Investment Possibilities



Investment opportunity across various market capitalisation

PRODUCT LABEL	Risk-o-meter is based on the scheme portfolio as on August 31, 2025	Benchmark* Risk-o-meter as on August 31, 2025	Bank of India Flexi Cap Fund (An open ended dynamic equity scheme investing across large cap, mid cap, small cap stocks)
	 <p>Investors understand that their principal will be at very high risk</p>	 <p>Benchmark riskometer is at very high risk</p>	<p>This product is suitable for investors who are seeking*:</p> <ul style="list-style-type: none"> Capital appreciation over medium to long term. Investment in a diversified portfolio consisting of equity and equity related instruments across market capitalization. <p>*Investor should consult their financial advisor if they are not clear about the suitability of the product.</p>

#BSE 500 TRI



1800-266-2676 & 1800-103-2263



www.boimf.in



service@boimf.in

To invest scan the QR code:



**Date of Allotment**

June 29, 2020

**Benchmark**BSE 500 Total Return Index (TRI)
(w.e.f. June 01, 2024)**Fund Performance - Regular Plan**

(As on August 29, 2025)

Fund Manager - Alok Singh**Current Value of Standard
Investment of ₹ 10000**

Period [@]	Scheme Returns (%) ^	Benchmark Returns (%)	Additional Benchmark Returns ^{##} (%)	Scheme Returns (₹)	Benchmark Returns [#] (₹)	Additional Benchmark Returns ^{##} (₹)
1 year	-9.70%	-4.71%	-2.01%	9,030	9,529	9,799
3 years	19.58%	14.41%	12.49%	17,100	14,975	14,236
5 years	24.87%	20.33%	17.92%	30,336	25,216	22,786
Since inception*	26.28%	22.03%	19.60%	33,430	28,003	25,244

#BSE 500 Total Return Index (TRI)

##Nifty 50 TRI

^ Past performance may or may not be sustained in the future.

*Date of Allotment - June 29, 2020.

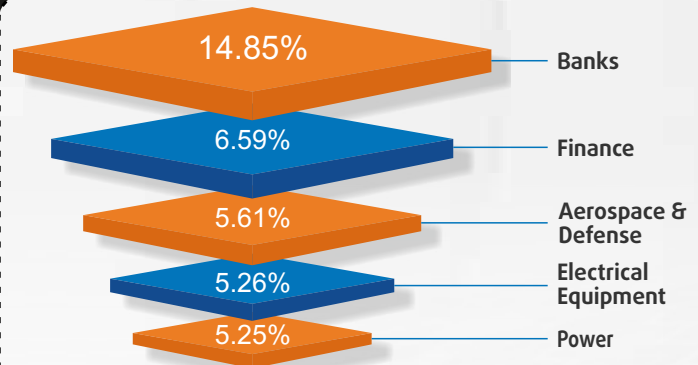
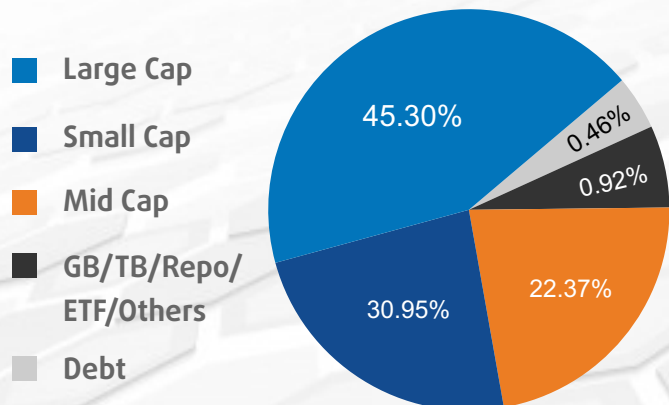
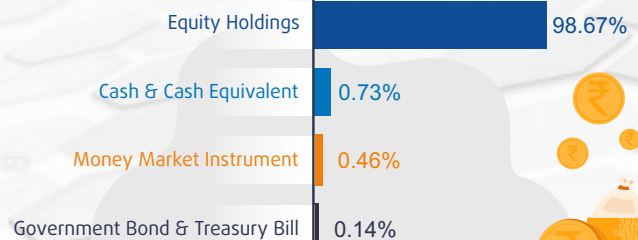
Above returns are in Compounded Annual Growth Rate (CAGR).

@ In case, the start date or the end date of the concerned period is a non-business day, the NAV of the previous business day is considered for computation of returns.

- Mr. Alok Singh has been managing the Scheme since June 29, 2020. In addition to this, he manages 7 open ended schemes and co-manages 2 open ended schemes of Bank of India Mutual Fund.
- Period for which scheme's performance has been provided is computed basis on last working day of the Month-end preceding the date of publication.
- Different plans shall have a different expense structure.
- For performance of other schemes managed by Mr. Alok Singh and direct plan of this scheme, [click here](#)

Top 10 Equity Holdings

State Bank of India	4.98%
Vedanta Limited	4.26%
Coforge Limited	3.94%
ICICI Bank Limited	3.90%
Lloyds Metals And Energy Limited	3.54%
Hindustan Aeronautics Limited	3.49%
ITC Limited	3.34%
CreditAccess Grameen Limited	3.15%
Quality Power Electrical Eqp Ltd	3.06%
HDFC Bank Limited	2.97%

Top 5 Sector Allocation**MCAP Categorization****Asset Allocation**

The above details are as on August 31, 2025



1800-266-2676 & 1800-103-2263

www.boimf.inservice@boimf.in

To invest scan the QR code:

**MUTUAL FUND INVESTMENTS ARE SUBJECT TO MARKET RISKS, READ ALL SCHEME RELATED DOCUMENTS CAREFULLY.**