

# Shape a Future for growth



Get the Benefits of a diversified portfolio with

## Bank of India Flexi Cap Fund

### Key Features



Offers Flexibility



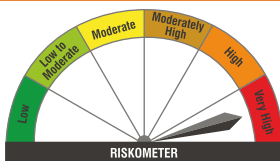
Better Investment Possibilities



Investment opportunity across various market capitalisation

PRODUCT LABEL

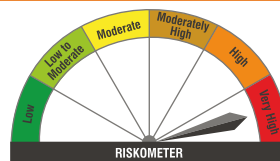
Risk-o-meter is based on the scheme portfolio as on March 31, 2026



Investors understand that their principal will be at very high risk

#BSE 500 TRI

Benchmark\* Risk-o-meter as on March 31, 2026



Benchmark riskometer is at very high risk

Bank of India Flexi Cap Fund

(An open ended dynamic equity scheme investing across large cap, mid cap, small cap stocks)

This product is suitable for investors who are seeking\*:

- Capital appreciation over medium to long term.
- Investment in a diversified portfolio consisting of equity and equity related instruments across market capitalization.

\*Investor should consult their financial advisor if they are not clear about the suitability of the product.



1800-266-2676 & 1800-103-2263



[www.boimf.in](http://www.boimf.in)



[service@boimf.in](mailto:service@boimf.in)

To invest scan the QR code:



**Fund Performance - Regular Plan**

(As on March 31, 2026)

**Fund Manager - Alok Singh****Current Value of Standard Investment of ₹ 10000**

Period <sup>@</sup>	Scheme Returns (%) <sup>^</sup>	Benchmark Returns <sup>#</sup> (%)	Additional Benchmark Returns <sup>##</sup> (%)	Scheme Returns (₹)	Benchmark Returns <sup>#</sup> (₹)	Additional Benchmark Returns <sup>##</sup> (₹)
1 year	0.19%	-3.12%	-3.99%	10,019	9,688	9,601
3 years	18.87%	12.88%	10.02%	16,802	14,388	13,320
5 years	16.45%	11.75%	10.01%	21,422	17,431	16,113
Since inception*	22.24%	17.75%	15.69%	31,790	25,622	23,144

#BSE 500 Total Return Index (TRI)

##Nifty 50 TRI

<sup>^</sup> Past performance may or may not be sustained in the future.<sup>\*</sup> Date of Allotment - June 29, 2020.

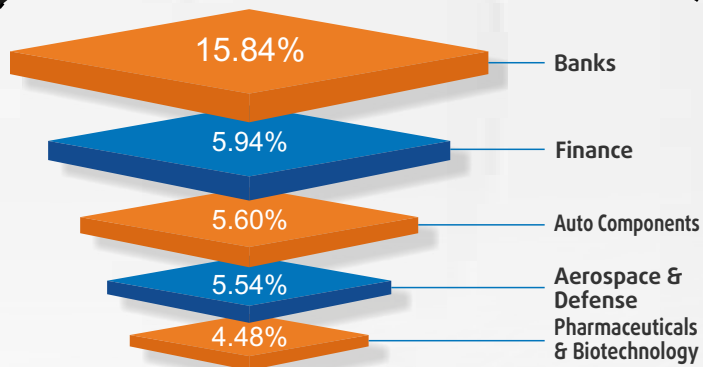
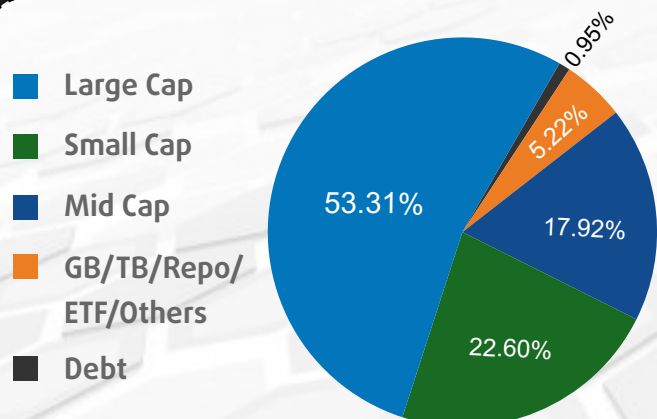

Above returns are in Compounded Annual Growth Rate (CAGR).

<sup>@</sup> In case, the start date or the end date of the concerned period is a non-business day, the NAV of the previous business day is considered for computation of returns.

- Mr. Alok Singh has been managing the Scheme since June 29, 2020. In addition to this, he manages 7 open ended schemes and co-manages 2 open ended schemes of Bank of India Mutual Fund.
- Period for which scheme's performance has been provided is computed basis on last working day of the Month-end preceding the date of publication.
- Different plans shall have a different expense structure.
- For performance of other schemes managed by Mr. Alok Singh and direct plan of this scheme, [click here](#)

**Top 10 Equity Holdings**

State Bank of India	4.62%
Vedanta Limited	4.27%
ICICI Bank Limited	3.23%
Bharti Airtel Limited	3.17%
Hindustan Aeronautics Limited	3.16%
Lloyds Metals And Energy Limited	3.07%
HDFC Bank Limited	2.79%
UNO Minda Limited	2.54%
Quality Power Electrical Eqp Ltd	2.52%
Acutaas Chemicals Limited	2.51%

**Top 5 Sector Allocation****MCAP Categorization****Asset Allocation**

The above details are as on March 31, 2026



1800-266-2676 &amp; 1800-103-2263



www.boimf.in



service@boimf.in

To invest scan the QR code:

