


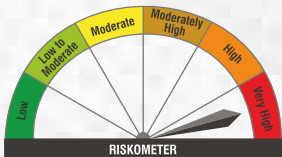
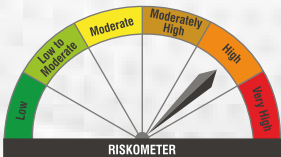
Enjoy the flavor of  
every layer

## Bank of India Mid & Small Cap Equity & Debt Fund



### Features



PRODUCT LABEL	Risk-o-meter is based on the scheme portfolio as on March 31, 2025	Benchmark <sup>#</sup> Risk-o-meter as on March 31, 2025	Bank of India Mid & Small Cap Equity & Debt Fund (An open ended hybrid scheme investing predominantly in equity and equity related instruments)
	 <p>➤ Investors understand that their principal will be at very high risk</p>	 <p>➤ Benchmark riskometer is at high risk</p>	<p>This product is suitable for investors who are seeking*</p> <ul style="list-style-type: none"> <li>• Long term capital appreciation and income distribution.</li> <li>• Equity fund investing in Mid &amp; Small Cap equity and equity related securities (not part of the top 100 stocks by market capitalization) as well as fixed income securities.</li> </ul> <p>*Investor should consult their financial advisor if they are not clear about the suitability of the product.</p>

#Nifty Midsmallcap 400 TRI (70%) & CRISIL Short Term Bond Index (30%)



1800-266-2676 & 1800-103-2263



[www.boimf.in](http://www.boimf.in)



[service@boimf.in](mailto:service@boimf.in)

To invest scan the QR code:



**Date of Allotment**

July 20, 2016

**Benchmark**

NIFTY MidSmallcap 400 Total Return Index (TRI) : 70%; CRISIL Short Term Bond Fund Index: 30%

**Fund Performance****(As on March 31, 2025)****Fund Manager - Alok Singh****Current Value of Standard Investment of ₹ 10000**

Period <sup>@</sup>	Scheme Returns (%) <sup>^</sup>		Benchmark Returns <sup>#</sup> (%)	Additional Benchmark Returns <sup>##</sup> (%)	Scheme Returns (₹)		Benchmark Returns <sup>#</sup> (₹)	Additional Benchmark Returns <sup>##</sup> (₹)
	Regular Plan <sup>*</sup>	Direct Plan <sup>*</sup>			Regular Plan <sup>*</sup>	Direct Plan <sup>*</sup>		
1 year	6.65%	7.94%	8.04%	6.65%	10,665	10,794	10,804	10,665
3 years	14.48%	15.73%	15.92%	11.74%	15,009	15,505	15,581	13,956
5 years	27.87%	29.13%	26.42%	23.68%	34,204	35,932	32,315	28,957
Since inception	15.41%	16.51%	14.60%	13.65%	34,820	37,800	32,750	30,460

#Nifty Midsmallcap 400 TRI (70%) &amp; CRISIL Short Term Bond Index (30%)

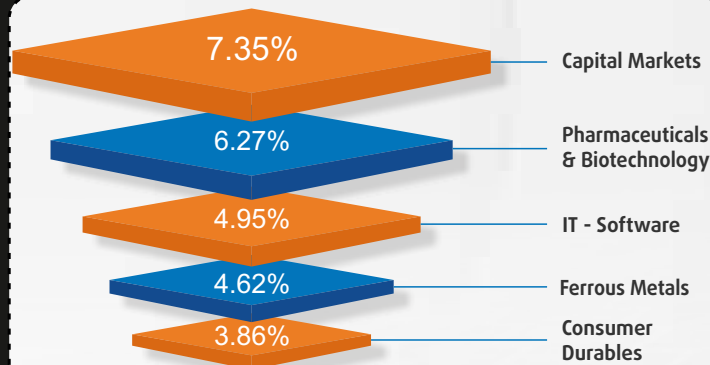
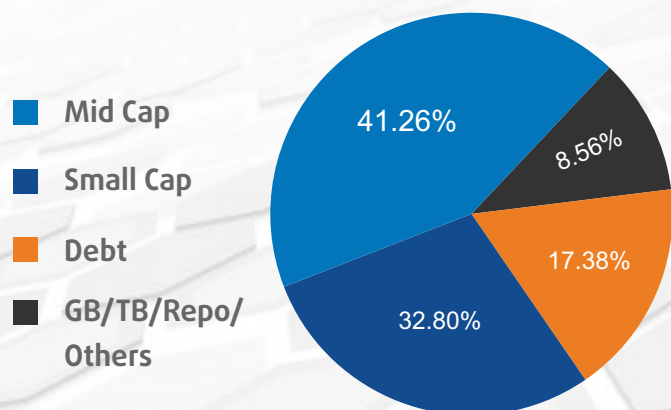

##Nifty 50 TRI

<sup>^</sup> Past performance may or may not be sustained in the future. <sup>\*</sup>Date of Allotment - July 20, 2016. Above returns are in Compounded Annual Growth Rate (CAGR). <sup>@</sup> In case, the start date or the end date of the concerned period is a non-business day, the NAV of the previous business day is considered for computation of returns.

- Mr. Alok Singh has been managing this scheme from February 16, 2017. In addition to this, he manages 7 other open-ended schemes and co-manages 1 scheme of Bank of India Mutual Fund.
- Period for which scheme's performance has been provided is computed basis on last working day of the Month-end preceding the date of publication.
- Different plans shall have a different expense structure.
- Benchmark and Additional Benchmark performance is computed as on 28th March, 2025, since values for 31st March 2025 are not available. For performance of other schemes managed by Mr. Alok Singh, [click here](#)

**Top 10 Equity Holdings**

Coforge Limited	4.01%
Jindal Stainless Limited	2.95%
Housing & Urban Development Co. Ltd.	2.95%
Dixon Technologies (India) Limited	2.59%
PB Fintech Limited	2.16%
Lloyds Metals And Energy Limited	2.15%
Swan Energy Limited	1.91%
Castrol India Limited	1.90%
Bharat Forge Limited	1.88%
Eris Lifesciences Limited	1.83%

**Top 5 Sector Allocation****MCAP Categorization****Asset Allocation**

The above details are as on March 31, 2025



1800-266-2676 &amp; 1800-103-2263

[www.boimf.in](http://www.boimf.in)[service@boimf.in](mailto:service@boimf.in)

To invest scan the QR code:

**MUTUAL FUND INVESTMENTS ARE SUBJECT TO MARKET RISKS, READ ALL SCHEME RELATED DOCUMENTS CAREFULLY.**