


Enjoy the flavor of
every layer

Bank of India Mid & Small Cap Equity & Debt Fund



Features



PRODUCT LABEL	Risk-o-meter is based on the scheme portfolio as on July 31, 2025	Benchmark [#] Risk-o-meter as on July 31, 2025	Bank of India Mid & Small Cap Equity & Debt Fund (An open ended hybrid scheme investing predominantly in equity and equity related instruments)
	<p>Investors understand that their principal will be at very high risk</p>	<p>Benchmark riskometer is at high risk</p>	<p>This product is suitable for investors who are seeking*</p> <ul style="list-style-type: none"> Long term capital appreciation and income distribution. Equity fund investing in Mid & Small Cap equity and equity related securities (not part of the top 100 stocks by market capitalization) as well as fixed income securities. <p>*Investor should consult their financial advisor if they are not clear about the suitability of the product.</p>

#Nifty Midsmallcap 400 TRI (70%) & CRISIL Short Term Bond Index (30%)



1800-266-2676 & 1800-103-2263



www.boimf.in



service@boimf.in

To invest scan the QR code:



MUTUAL FUND INVESTMENTS ARE SUBJECT TO MARKET RISKS, READ ALL SCHEME RELATED DOCUMENTS CAREFULLY.

**Date of Allotment**

July 20, 2016

**Benchmark**

NIFTY MidSmallcap 400 Total Return Index (TRI) : 70%; CRISIL Short Term Bond Fund Index: 30%

Fund Performance - Regular Plan

(As on July 31, 2025)

Fund Manager - Alok Singh**Current Value of Standard Investment of ₹ 10000**

Period [@]	Scheme Returns (%) ^	Benchmark Returns (%)	Additional Benchmark Returns ^{##} (%)	Scheme Returns (₹)	Benchmark Returns (₹)	Additional Benchmark Returns ^{##} (₹)
1 year	-2.23%	1.07%	0.54%	9,777	10,107	10,054
3 years	20.79%	19.89%	14.29%	17,651	17,260	14,946
5 years	25.74%	23.51%	18.88%	31,453	28,760	23,751
Since inception*	15.95%	15.21%	13.85%	38,090	35,966	32,289

#Nifty Midsmallcap 400 TRI (70%) & CRISIL Short Term Bond Index (30%)

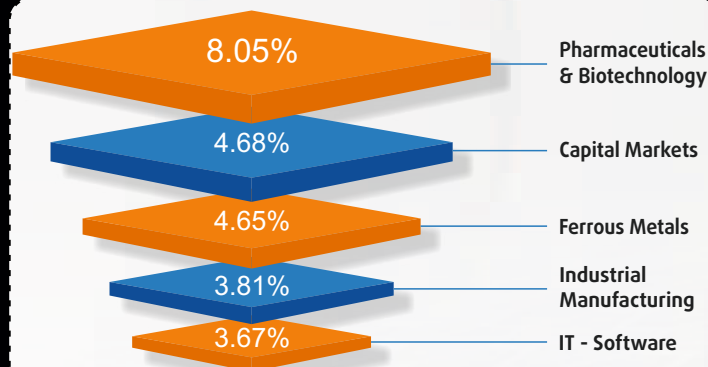
##Nifty 50 TRI

^ Past performance may or may not be sustained in the future. *Date of Allotment - July 20, 2016. Above returns are in Compounded Annual Growth Rate (CAGR). @ In case, the start date or the end date of the concerned period is a non-business day, the NAV of the previous business day is considered for computation of returns.

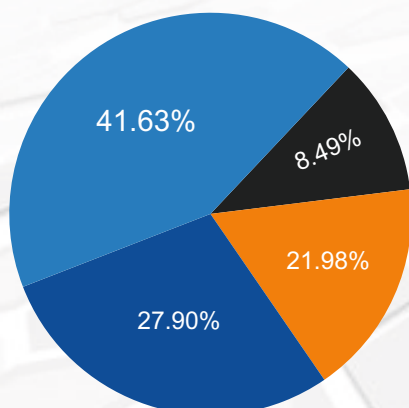

- Mr. Alok Singh has been managing this scheme from February 16, 2017. In addition to this, he manages 6 other open-ended schemes and co-manages 2 scheme of Bank of India Mutual Fund.
- Period for which scheme's performance has been provided is computed basis on last working day of the Month-end preceding the date of publication.
- Different plans shall have a different expense structure.
- For performance of other schemes managed by Mr. Alok Singh and direct plan of this scheme, [click here](#)

Top 10 Equity Holdings

Coforge Limited	3.67%
Jindal Stainless Limited	3.12%
Housing & Urban Development Corp. Ltd.	2.67%
Lloyds Metals And Energy Limited	2.66%
Glenmark Pharmaceuticals Limited	2.55%
PB Fintech Limited	2.09%
Bharat Dynamics Limited	2.05%
Hindustan Copper Limited	2.03%
Eris Lifesciences Limited	1.97%
Swan Energy Limited	1.95%

Top 5 Sector Allocation**MCAP Categorization**

- Mid Cap
- Small Cap
- Debt
- GB/TB/Repo/ Others

**Asset Allocation**

The above details are as on July 31, 2025



1800-266-2676 & 1800-103-2263



www.boimf.in



service@boimf.in

To invest scan the QR code:

**MUTUAL FUND INVESTMENTS ARE SUBJECT TO MARKET RISKS, READ ALL SCHEME RELATED DOCUMENTS CAREFULLY.**