


Enjoy the flavor of
every layer

Bank of India Mid & Small Cap Equity & Debt Fund

Features



PRODUCT LABEL	Risk-o-meter is based on the scheme portfolio as on April 30, 2025	Benchmark [#] Risk-o-meter as on April 30, 2025	Bank of India Mid & Small Cap Equity & Debt Fund (An open ended hybrid scheme investing predominantly in equity and equity related instruments)
	<p>Investors understand that their principal will be at very high risk</p>	<p>Benchmark riskometer is at high risk</p>	<p>This product is suitable for investors who are seeking*</p> <ul style="list-style-type: none"> Long term capital appreciation and income distribution. Equity fund investing in Mid & Small Cap equity and equity related securities (not part of the top 100 stocks by market capitalization) as well as fixed income securities. <p>*Investor should consult their financial advisor if they are not clear about the suitability of the product.</p>

#Nifty Midsmallcap 400 TRI (70%) & CRISIL Short Term Bond Index (30%)



1800-266-2676 & 1800-103-2263



www.boimf.in



service@boimf.in

To invest scan the QR code:



**Date of Allotment**

July 20, 2016

**Benchmark**

NIFTY MidSmallcap 400 Total Return Index (TRI) : 70%; CRISIL Short Term Bond Fund Index: 30%

Fund Performance - Regular Plan**(As on April 30, 2025)****Fund Manager - Alok Singh****Current Value of Standard Investment of ₹ 10000**

Period [@]	Scheme Returns (%) ^	Benchmark Returns [#] (%)	Additional Benchmark Returns ^{##} (%)	Scheme Returns (₹)	Benchmark Returns [#] (₹)	Additional Benchmark Returns ^{##} (₹)
1 year	1.821%	5.035%	9.011%	10,182	10,503	10,901
3 years	15.551%	16.771%	13.784%	15,441	15,936	14,742
5 years	25.513%	24.707%	21.163%	31,168	30,180	26,127
Since inception*	15.407%	14.796%	13.959%	35,220	33,615	31,521

#Nifty Midsmallcap 400 TRI (70%) & CRISIL Short Term Bond Index (30%)

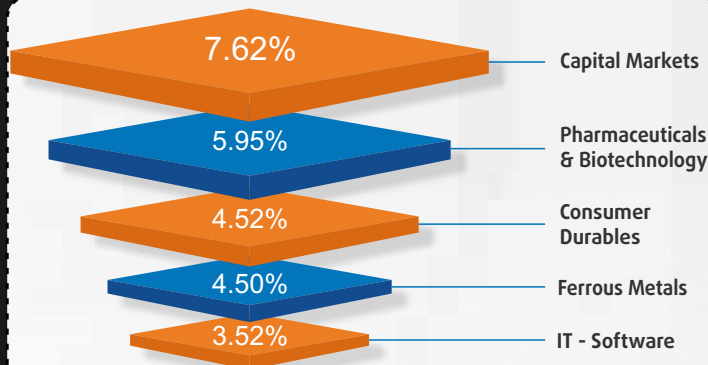
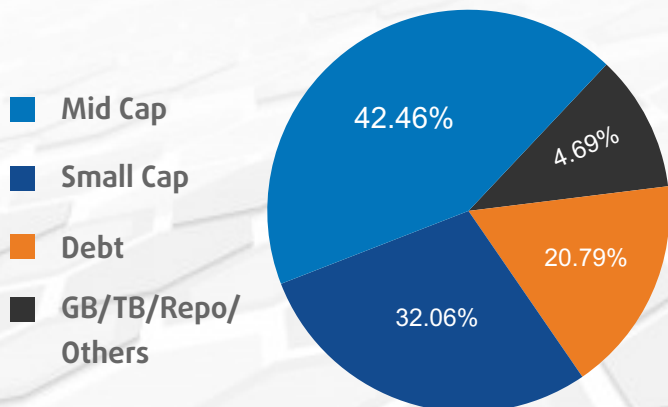

##Nifty 50 TRI

^ Past performance may or may not be sustained in the future. *Date of Allotment - July 20, 2016. Above returns are in Compounded Annual Growth Rate (CAGR). @ In case, the start date or the end date of the concerned period is a non-business day, the NAV of the previous business day is considered for computation of returns.

- Mr. Alok Singh has been managing this scheme from February 16, 2017. In addition to this, he manages 7 other open-ended schemes and co-manages 1 scheme of Bank of India Mutual Fund.
- Period for which scheme's performance has been provided is computed basis on last working day of the Month-end preceding the date of publication.
- Different plans shall have a different expense structure.
- For performance of other schemes managed by Mr. Alok Singh and direct plan of this scheme, [click here](#)

Top 10 Equity Holdings

Coforge Limited	3.52%
Housing & Urban Development Corp. Limited	3.22%
Dixon Technologies (India) Limited	3.15%
Jindal Stainless Limited	2.89%
Bharat Dynamics Limited	2.22%
PB Fintech Limited	2.15%
Lloyds Metals And Energy Limited	1.96%
Nippon Life India Asset Management Limited	1.84%
Castrol India Limited	1.81%
Eris Lifesciences Limited	1.80%

Top 5 Sector Allocation**MCAP Categorization****Asset Allocation**

The above details are as on April 30, 2025



1800-266-2676 & 1800-103-2263

www.boimf.inservice@boimf.in

To invest scan the QR code:

**MUTUAL FUND INVESTMENTS ARE SUBJECT TO MARKET RISKS, READ ALL SCHEME RELATED DOCUMENTS CAREFULLY.**