


Enjoy the flavor of every layer

Bank of India Mid & Small Cap Equity & Debt Fund



Features



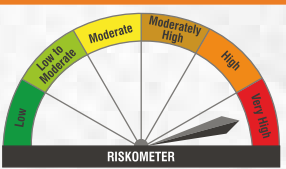
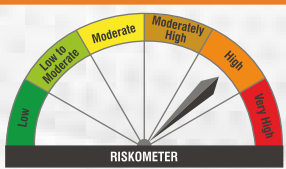
Long term capital appreciation



Minimizes volatility with the help of debt instruments



Facilitates income distribution

PRODUCT LABEL	Risk-o-meter is based on the scheme portfolio as on March 31, 2026	Benchmark [#] Risk-o-meter as on March 31, 2026	Bank of India Mid & Small Cap Equity & Debt Fund (An open ended hybrid scheme investing predominantly in equity and equity related instruments)
			This product is suitable for investors who are seeking* <ul style="list-style-type: none"> • Long term capital appreciation and income distribution. • Equity fund investing in Mid & Small Cap equity and equity related securities (not part of the top 100 stocks by market capitalization) as well as fixed income securities.
	Investors understand that their principal will be at very high risk	Benchmark riskometer is at high risk	*Investor should consult their financial advisor if they are not clear about the suitability of the product.

#Nifty Midsmallcap 400 TRI (70%) & CRISIL Short Term Bond Index (30%)



1800-266-2676 & 1800-103-2263



www.boimf.in



service@boimf.in

To invest scan the QR code:



**Date of Allotment**

July 20, 2016

**Benchmark**

NIFTY MidSmallcap 400 Total Return Index (TRI) : 70%; CRISIL Short Term Bond Fund Index: 30%

Fund Performance - Regular Plan**(As on March 31, 2026)****Fund Manager - Alok Singh****Current Value of Standard Investment of ₹ 10000**

Period [@]	Scheme Returns (%) ^	Benchmark Returns [#] (%)	Additional Benchmark Returns ^{##} (%)	Scheme Returns (₹)	Benchmark Returns [#] (₹)	Additional Benchmark Returns ^{##} (₹)
1 year	2.18%	1.95%	-3.99%	10,218	10,195	9,601
3 years	16.73%	16.10%	10.02%	15,912	15,656	13,320
5 years	15.56%	14.05%	10.01%	20,614	19,303	16,113
Since inception*	13.97%	13.23%	11.69%	35,580	33,390	29,245

#Nifty Midsmallcap 400 TRI (70%) & CRISIL Short Term Bond Index (30%)

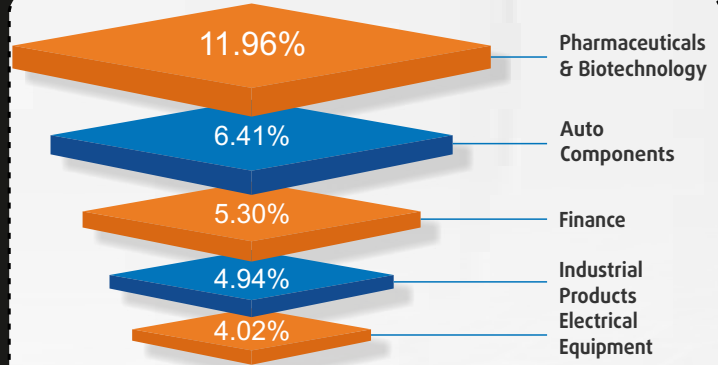
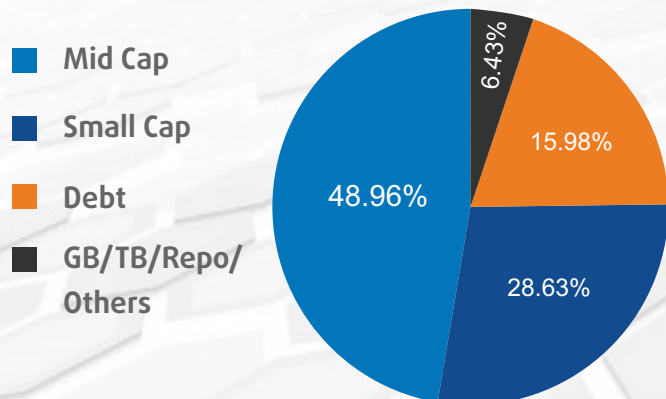
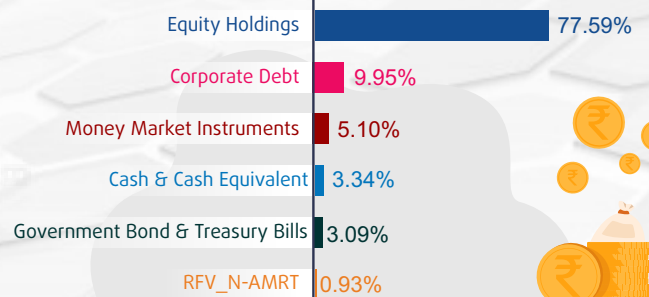
##Nifty 50 TRI

^ Past performance may or may not be sustained in the future. *Date of Allotment - July 20, 2016. Above returns are in Compounded Annual Growth Rate (CAGR). @ In case, the start date or the end date of the concerned period is a non-business day, the NAV of the previous business day is considered for computation of returns.

- Mr. Alok Singh has been managing this scheme from February 16, 2017. In addition to this, he manages 7 open ended schemes and co-manages 2 open ended schemes of Bank of India Mutual Fund.
- Period for which scheme's performance has been provided is computed basis on last working day of the Month-end preceding the date of publication.
- Different plans shall have a different expense structure.
- For performance of other schemes managed by Mr. Alok Singh and direct plan of this scheme, [click here](#)

Top 10 Equity Holdings

Abbott India Limited	3.03%
UNO Minda Limited	2.66%
Indian Bank	2.51%
Glenmark Pharmaceuticals Limited	2.49%
Aurobindo Pharma Limited	2.44%
Lloyds Metals And Energy Limited	2.20%
Bharat Dynamics Limited	2.07%
Eris Lifesciences Limited	2.05%
JK Cement Limited	2.02%
Jindal Stainless Limited	1.99%

Top 5 Sector Allocation**MCAP Categorization****Asset Allocation**

The above details are as on March 31, 2026



1800-266-2676 & 1800-103-2263



www.boimf.in



service@boimf.in

To invest scan the QR code:

**MUTUAL FUND INVESTMENTS ARE SUBJECT TO MARKET RISKS, READ ALL SCHEME RELATED DOCUMENTS CAREFULLY.**