



WORRY LESS!

Get higher flexibility & diversification with

Bank of India Conservative Hybrid Fund

Features



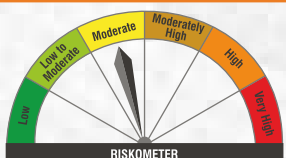

Offer
Flexibility



Greater
Investment
Possibilities



Investment
opportunity across
various market
capitalisation

PRODUCT LABEL	Risk-o-meter is based on the scheme portfolio as on April 30, 2026	Benchmark [#] Risk-o-meter as on April 30, 2026	Bank of India Conservative Hybrid Fund (An open ended hybrid scheme investing predominantly in debt instruments)
	 <p>Investors understand that their principal will be at moderate risk.</p>	 <p>Benchmark riskometer is at moderately high risk.</p>	<p>This product is suitable for investors who are seeking*</p> <ul style="list-style-type: none"> ● Long term capital appreciation and regular income. ● Investment in equity and equity related securities (10% - 25%) as well as fixed income securities (Debt /Money Market Instruments/ Govt. Securities). <p>*Investor should consult their financial advisor if they are not clear about the suitability of the product.</p>

#CRISIL Hybrid 85 + 15 - Conservative Index



1800-266-2676 & 1800-103-2263



www.boimf.in



service@boimf.in

To invest scan the QR code:



Bank of India Mutual Fund - SEBI Registration Number: MF/056/08/01

MUTUAL FUND INVESTMENTS ARE SUBJECT TO MARKET RISKS, READ ALL SCHEME RELATED DOCUMENTS CAREFULLY.

**Fund Performance - Regular Plan**

(As on April 30, 2026)

Fund Manager - Alok Singh				Current Value of Standard Investment of ₹ 10000		
Period [@]	Scheme Returns (%) [^]	Benchmark Returns [#] (%)	Additional Benchmark Returns ^{##} (%)	Scheme Returns (₹)	Benchmark Returns [#] (₹)	Additional Benchmark Returns ^{##} (₹)
1 year	4.52%	2.87%	0.59%	10,452	10,287	10,059
3 years	7.04%	7.91%	6.35%	12,270	12,574	12,035
5 years	10.19%	6.99%	4.78%	16,247	14,023	12,628
Since inception*	7.57%	8.91%	5.82%	34,889	43,177	26,351

#CRISIL Hybrid 85 + 15 - Conservative Index

##CRISIL 10 Year Gilt Index

[^] Past performance may or may not be sustained in the future. Date of Allotment - March 18, 2009

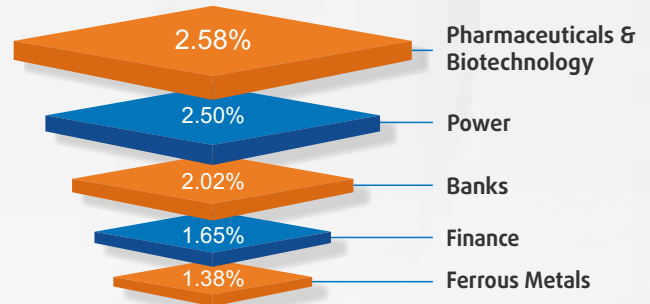
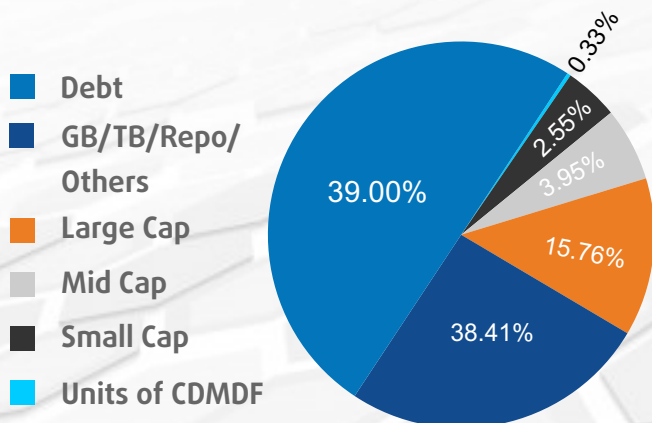
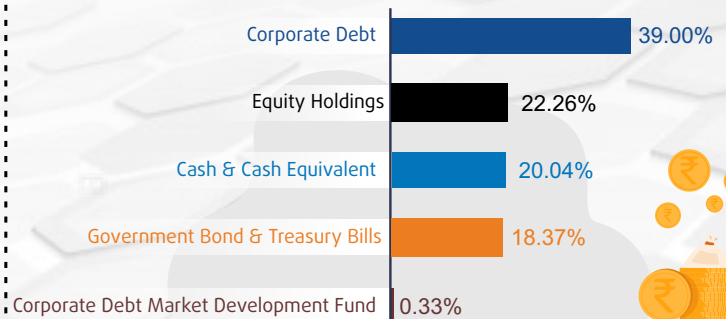
Above returns are in Compounded Annual Growth Rate (CAGR).

[@] In case, the start date or the end date of the concerned period is a non-business day, the NAV of the previous business day is considered for computation of returns.

- ▶ Mr. Alok Singh has been managing this scheme from May 21, 2012. In addition to this, he manages 7 open ended schemes and co-manages 2 open ended schemes of Bank of India Mutual Fund.
- ▶ Period for which scheme's performance has been provided is computed basis on last working day of the Month-end preceding the date of publication.
- ▶ Different plans shall have a different expense structure.
- ▶ For performance of other schemes managed by Mr. Alok Singh and direct plan of this scheme, [click here](#)

Top 10 Equity Holdings

Glenmark Pharmaceuticals Limited	2.58%
Power Finance Corporation Limited	1.65%
NTPC Limited	1.37%
State Bank of India	1.19%
ITC Limited	1.16%
Power Grid Corporation of India Limited	1.12%
Ambuja Cements Limited	1.09%
Bharat Electronics Limited	1.06%
Adani Ports and Special Economic Zone Ltd.	0.98%
Hindustan Copper Limited	0.96%

Top 5 Sector Allocation**MCAP Categorization****Asset Allocation**

The above details are as on April 30, 2026

