

WORRY LESS!

Get higher flexibility & diversification with

Bank of India Conservative Hybrid Fund



Features



Offer
Flexibility



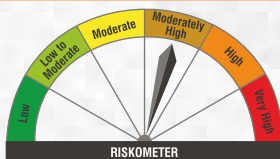
Greater
Investment
Possibilities



Investment
opportunity across
various market
capitalisation

PRODUCT LABEL

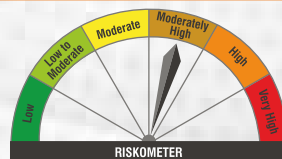
Risk-o-meter is based on the scheme portfolio as on March 31, 2026



Investors understand that their principal will be at moderately high risk.

#CRISIL Hybrid 85 + 15 - Conservative Index

Benchmark[#] Risk-o-meter as on March 31, 2026



Benchmark riskometer is at moderately high risk.

Bank of India Conservative Hybrid Fund
(An open ended hybrid scheme investing predominantly in debt instruments)

This product is suitable for investors who are seeking*

- Long term capital appreciation and regular income.
- Investment in equity and equity related securities (10% - 25%) as well as fixed income securities (Debt /Money Market Instruments/ Govt. Securities).

*Investor should consult their financial advisor if they are not clear about the suitability of the product.



1800-266-2676 & 1800-103-2263



www.boimf.in



service@boimf.in

To invest scan the QR code:



**Fund Performance - Regular Plan**

(As on March 31, 2026)

Fund Manager - Alok Singh				Current Value of Standard Investment of ₹ 10000		
Period [@]	Scheme Returns (%) [^]	Benchmark Returns [#] (%)	Additional Benchmark Returns ^{##} (%)	Scheme Returns (₹)	Benchmark Returns [#] (₹)	Additional Benchmark Returns ^{##} (₹)
1 year	3.02%	2.66%	2.11%	10,302	10,266	10,211
3 years	6.79%	7.80%	6.79%	12,182	12,530	12,180
5 years	9.79%	6.70%	4.95%	15,957	13,835	12,734
Since inception*	7.45%	8.83%	5.81%	34,057	42,288	26,208

#CRISIL Hybrid 85 + 15 - Conservative Index

##CRISIL 10 Year Gilt Index

[^] Past performance may or may not be sustained in the future. Date of Allotment - March 18, 2009

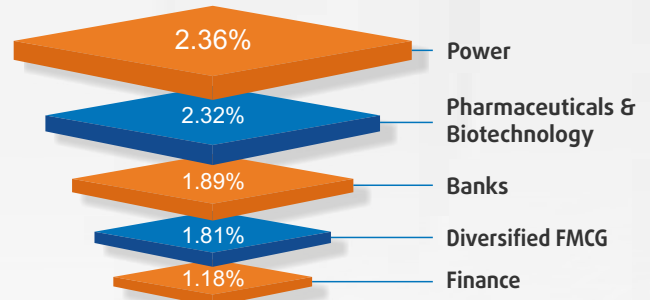
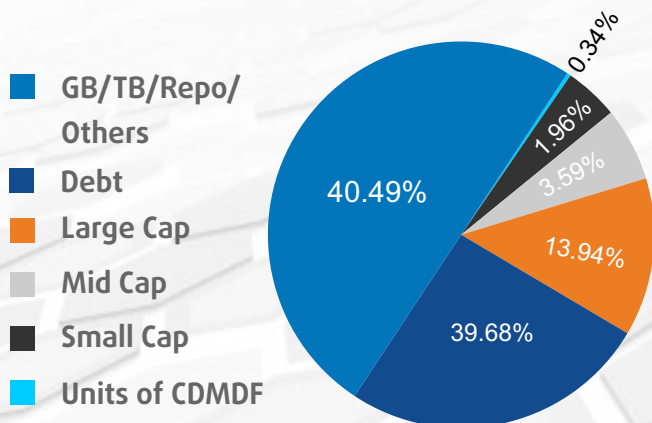

Above returns are in Compounded Annual Growth Rate (CAGR).

[@] In case, the start date or the end date of the concerned period is a non-business day, the NAV of the previous business day is considered for computation of returns.

- ▶ Mr. Alok Singh has been managing this scheme from May 21, 2012. In addition to this, he manages 7 open ended schemes and co-manages 2 open ended schemes of Bank of India Mutual Fund.
- ▶ Period for which scheme's performance has been provided is computed basis on last working day of the Month-end preceding the date of publication.
- ▶ Different plans shall have a different expense structure.
- ▶ For performance of other schemes managed by Mr. Alok Singh and direct plan of this scheme, [click here](#)

Top 10 Equity Holdings

Glenmark Pharmaceuticals Limited	2.32%
ITC Limited	1.81%
NTPC Limited	1.30%
Power Finance Corporation Limited	1.18%
State Bank of India	1.11%
Power Grid Corporation of India Limited	1.06%
Bharat Electronics Limited	1.00%
Ambuja Cements Limited	1.00%
Adani Ports and Special Economic Zone Ltd.	0.79%
Asian Paints Limited	0.76%

Top 5 Sector Allocation**MCAP Categorization****Asset Allocation**

The above details are as on March 31, 2026

