



Small Yet Precious Bank of India Small Cap Fund

Features



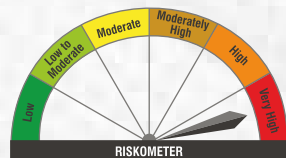
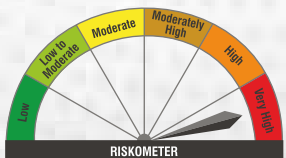
Invests predominantly in Small Cap Stocks



Growth Potential



Diversified Portfolio

PRODUCT LABEL	Risk-o-meter is based on the scheme portfolio as on March 31, 2025	Benchmark* Risk-o-meter as on March 31, 2025	Bank of India Small Cap Fund (An open ended equity scheme predominantly investing in small cap stocks)
	 <p>Investors understand that their principal will be at very high risk</p>	 <p>Benchmark riskometer is at very high risk</p>	<p>This product is suitable for investors who are seeking*:</p> <ul style="list-style-type: none"> • Long term capital appreciation. • Investment predominantly in equity & equity related instruments of Small Cap companies. <p>*Investor should consult their financial advisor if they are not clear about the suitability of the product.</p>

#NIFTY Smallcap 250 TRI (Tier 1)



1800-266-2676 & 1800-103-2263



www.boimf.in



service@boimf.in

To invest scan the QR code:



Fund Performance

(As on March 31, 2025)

Fund Manager - Alok Singh

Current Value of Standard Investment of ₹ 10000

Period [@]	Scheme Returns (%) [^]		Benchmark Returns [#] (%)	Additional Benchmark Returns ^{##} (%)	Scheme Returns (₹)		Benchmark Returns [#] (₹)	Additional Benchmark Returns ^{##} (₹)
	Regular Plan [*]	Direct Plan [*]			Regular Plan [*]	Direct Plan [*]		
1 year	9.50%	11.18%	6.02%	6.65%	10,950	11,118	10,602	10,665
3 years	16.55%	18.37%	17.80%	11.74%	15,837	16,595	16,353	13,956
5 years	36.43%	38.67%	37.39%	23.68%	47,313	51,329	49,000	28,957
Since inception	25.51%	27.62%	19.17%	14.23%	41,730	46,350	30,125	23,085

#Nifty Smallcap 250 TRI

##Nifty 50 TRI

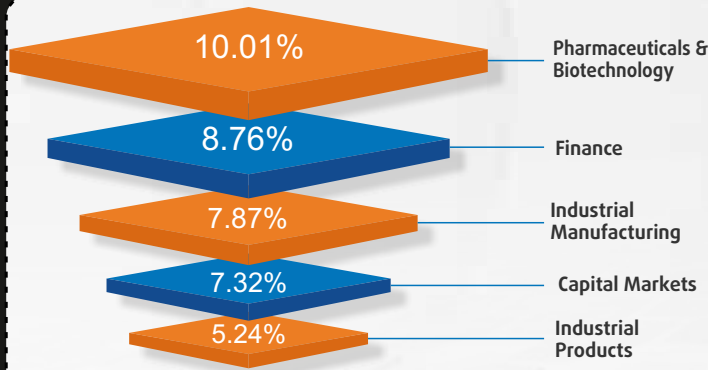
[^] Past performance may or may not be sustained in the future. ^{*}Date of Allotment - December 19, 2018. Above returns are in Compounded Annual Growth Rate (CAGR). [@] In case, the start date or the end date of the concerned period is a non-business day, the NAV of the previous business day is considered for computation of returns.

- Mr. Alok Singh has been managing this scheme from October 1, 2024. In addition to this, he manages 7 other open-ended schemes and co-manages 1 scheme of Bank of India Mutual Fund.
- Period for which scheme's performance has been provided is computed basis on last working day of the Month-end preceding the date of publication.
- Different plans shall have a different expense structure.
- Benchmark and Additional Benchmark performance is computed as on 28th March, 2025, since values for 31st March 2025 are not available. For performance of other schemes managed by Mr. Alok Singh, [click here](#)

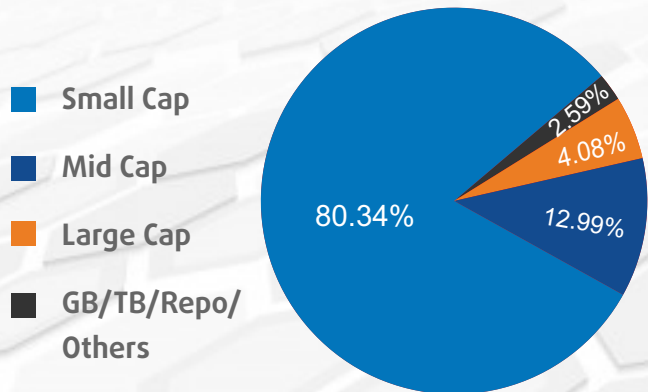
Top 10 Equity Holdings

Lloyds Metals And Energy Limited	3.48%
Ami Organics Limited	2.91%
Vijaya Diagnostic Centre Limited	2.64%
PG Electroplast Limited	2.56%
Housing & Urban Development Co. Ltd.	2.53%
Radico Khaitan Limited	2.53%
Cartrade Tech Limited	2.53%
Eris Lifesciences Limited	2.43%
NTPC Green Energy Limited	2.37%
Kaynes Technology India Limited	2.26%

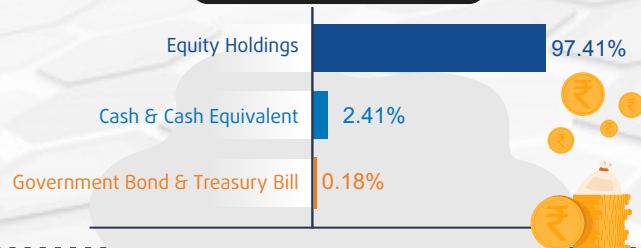
Top 5 Sector Allocation



MCAP Categorization



Asset Allocation



The above details are as on March 31, 2025



1800-266-2676 & 1800-103-2263



www.boimf.in



service@boimf.in

To invest scan the QR code:

