

Shape a Future for Growth!

Bank of India Small Cap Fund



Features




About the Fund

Bank of India Small Cap Fund aims to achieve long term capital appreciation by investing predominantly 65% and above in equity and equity related securities of small cap companies. It maintains flexibility to allocate up to 35% in other equities. The fund targets high growth potential while acknowledging the increased volatility and liquidity risks inherent in small caps. Best suited for investors with above 5 years investment horizon and high-risk tolerance.

Sector Allocation

	Fund	Benchmark	Under/ Over Weight
Top 3 sectors	Capital Goods	12.84	11.57
	Metals & Mining	2.09	4.11
	Consumer Durables	3.54	3.72
Bottom 3 sectors	Information Technology	4.08	-2.59
	Financial Services	22.50	-6.64
	Chemicals	7.56	-6.87





Benefits of the Fund

-  Focused Exposure to Small Cap Stocks
-  Potentially Higher Long-Term Growth Potential
-  For Long-Term Investors with High-Risk Appetite

Top 10 Equity Holdings

Company	Market Value (%)
Quality Power Electrical Eqp Ltd	3.60%
Lloyds Metals And Energy Limited	2.95%
Wockhardt Limited	2.83%
Sky Gold And Diamonds Limited	2.70%
City Union Bank Limited	2.65%
Acutaas Chemicals Limited	2.55%
Computer Age Management Services Limited	2.31%
FIEM Industries Limited	2.15%
Apar Industries Limited	2.10%
Atlanta Electricals Ltd	2.09%

Fund Facts

 Inception Date December 19, 2018	 Assets Under Management (AUM) ₹ 1,770.44 Cr	 Total number of stocks 87	 Total Expense Ratio (TER) Regular Plan: 1.95% Direct Plan: 0.51%
--	---	---	---

Bank of India Mutual Fund - SEBI Registration Number: MF/056/08/01

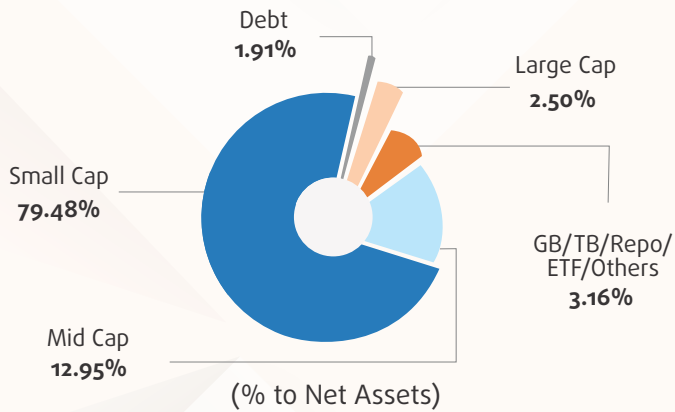
MUTUAL FUND INVESTMENTS ARE SUBJECT TO MARKET RISKS, READ ALL SCHEME RELATED DOCUMENTS CAREFULLY.

**Options**

-Growth Option, IDCW Option
(Payout of IDCW facility)

**Exit Load**

- For redemption/switch out Upto 10% of the initial units allotted - within 1 year from the date of allotment: "NIL"
- Any redemption/switch out in excess of the above mentioned limit would be subject to an exit load of 1%, if the units are redeemed/switched out within 1 year from the date of allotment of units.
- If the units are redeemed/switched out after 1 year from the date of allotment of units : "Nil"

Market Cap Categorisation**Asset Allocation**

Asset Class	% to Net Assets
Equity Holdings	94.93%
Cash & Cash Equivalent	2.79%
Money Market Instrument	1.91%
Government Bond & Treasury Bill	0.37%

Fund Performance - Regular Plan - Growth Option**(As on April 30, 2026)**

Fund Manager - Alok Singh & Nav Bhardwaj				Current Value of Standard Investment of ₹ 10000		
Period@	Scheme Returns (%)^	Benchmark Returns (Nifty Smallcap 250 TRI) (%)	Additional Benchmark Returns (Nifty 50 TRI) (%)	Scheme Returns (₹)	Benchmark Returns (Nifty Smallcap 250 TRI) (₹)	Additional Benchmark Returns (Nifty 50 TRI) (₹)
1 year	15.27%	9.56%	-0.28%	11,527	10,956	9,972
3 years	21.77%	21.89%	11.18%	18,087	18,138	13,753
5 years	19.90%	18.99%	11.69%	24,791	23,865	17,382
Since inception*	23.96%	17.86%	12.50%	48,690	33,563	23,823

^ Past performance may or may not be sustained in the future.
Above returns are in Compounded Annual Growth Rate (CAGR).

*Date of Allotment - December 19, 2018.

@ In case, the start date or the end date of the concerned period is a non-business day, the NAV of the previous business day is considered for computation of returns.

1. Mr. Alok Singh has been managing this scheme from October 1, 2024. In addition to this, he manages 8 open ended schemes and co-manages 1 open ended scheme of Bank of India Mutual Fund. Mr. Nav Bhardwaj has been co-managing the Scheme w.e.f. July 14, 2025.
2. Period for which scheme's performance has been provided is computed basis on last working day of the Month-end preceding the date of publication.
3. Different plans shall have a different expense structure

For performance of other schemes managed by Mr. Alok Singh and direct plan of this scheme, [click here](#).

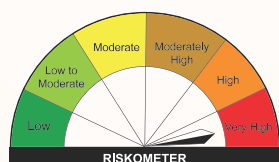
All the above data is as on April 30, 2026.



To invest scan the QR code:

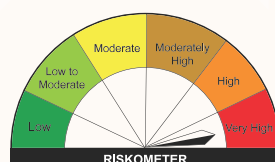
PRODUCT LABEL

Risk-o-meter is based on the scheme portfolio as on April 30, 2026



Investors understand that their principal will be at very high risk

Benchmark* Risk-o-meter as on April 30, 2026



Benchmark riskometer is at very high risk

Bank of India Small Cap Fund
(An open ended equity scheme predominantly investing in small cap stocks)

This product is suitable for investors who are seeking*:

- Long term capital appreciation.
- Investment predominantly in equity & equity related instruments of Small Cap companies.

*Investor should consult their financial advisor if they are not clear about the suitability of the product.

#NIFTY Smallcap 250 Total Return Index (TRI) (Tier 1)

MUTUAL FUND INVESTMENTS ARE SUBJECT TO MARKET RISKS, READ ALL SCHEME RELATED DOCUMENTS CAREFULLY.