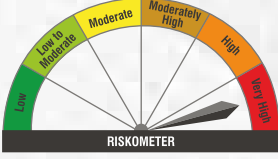
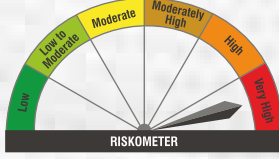


# Small Yet Precious Bank of India Small Cap Fund

## Features



PRODUCT LABEL	Risk-o-meter is based on the scheme portfolio as on April 30, 2025	Benchmark <sup>#</sup> Risk-o-meter as on April 30, 2025	Bank of India Small Cap Fund (An open ended equity scheme predominantly investing in small cap stocks)
	 <p>Investors understand that their principal will be at very high risk</p>	 <p>Benchmark riskometer is at very high risk</p>	<p>This product is suitable for investors who are seeking*:</p> <ul style="list-style-type: none"> <li>Long term capital appreciation.</li> <li>Investment predominantly in equity &amp; equity related instruments of Small Cap companies.</li> </ul> <p>*Investor should consult their financial advisor if they are not clear about the suitability of the product.</p>

#NIFTY Smallcap 250 TRI (Tier 1)



1800-266-2676 & 1800-103-2263



[www.boimf.in](http://www.boimf.in)



[service@boimf.in](mailto:service@boimf.in)

To invest scan the QR code:



# Fund Performance - Regular Plan

(As on April 30, 2025)

Fund Manager - Alok Singh				Current Value of Standard Investment of ₹ 10000		
Period <sup>@</sup>	Scheme Returns (%) ^	Benchmark Returns <sup>#</sup> (%)	Additional Benchmark Returns <sup>##</sup> (%)	Scheme Returns (₹)	Benchmark Returns <sup>#</sup> (₹)	Additional Benchmark Returns <sup>##</sup> (₹)
1 year	1.5385%	-2.4210%	9.0108%	10,154	9,758	10,901
3 years	18.0693%	18.2146%	13.7840%	16,474	16,535	14,742
5 years	33.2162%	34.5421%	21.1634%	41,988	44,121	26,127
Since inception*	25.3811%	19.2152%	14.6497%	42,240	30,635	23,889

#Nifty Smallcap 250 TRI  
##Nifty 50 TRI  
^ Past performance may or may not be sustained in the future.    \*Date of Allotment - December 19, 2018.    Above returns are in Compounded Annual Growth Rate (CAGR).    @ In case, the start date or the end date of the concerned period is a non-business day, the NAV of the previous business day is considered for computation of returns.

➤ Mr. Alok Singh has been managing this scheme from October 1, 2024. In addition to this, he manages 7 other open-ended schemes and co-manages 1 scheme of Bank of India Mutual Fund.

➤ Period for which scheme's performance has been provided is computed basis on last working day of the Month-end preceding the date of publication.

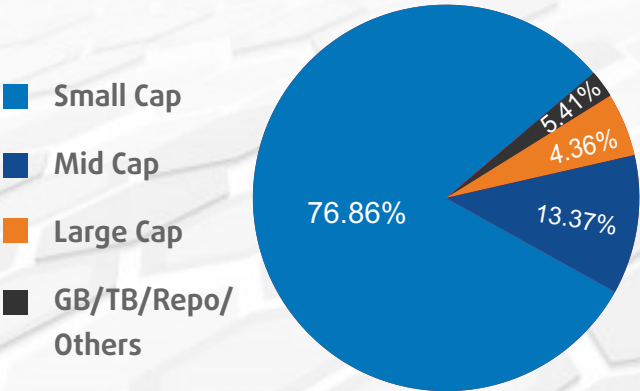
➤ Different plans shall have a different expense structure.

➤ For performance of other schemes managed by Mr. Alok Singh and direct plan of this scheme, [click here](#)

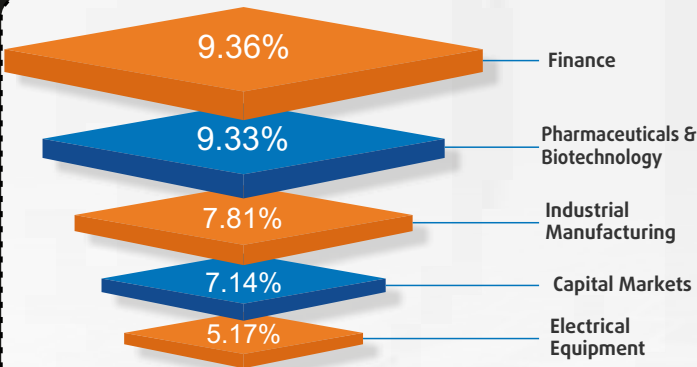
## Top 10 Equity Holdings

Lloyds Metals And Energy Limited	3.12%
Housing & Urban Development Corp. Limited	2.73%
Kaynes Technology India Limited	2.63%
Ami Organics Limited	2.59%
Vijaya Diagnostic Centre Limited	2.52%
Radico Khaitan Limited	2.46%
Cartrade Tech Limited	2.42%
Eris Lifesciences Limited	2.36%
CreditAccess Grameen Limited	2.34%
NTPC Green Energy Limited	2.28%


## MCAP Categorization



## Top 5 Sector Allocation



## Asset Allocation



The above details are as on April 30, 2025



1800-266-2676 & 1800-103-2263



www.boimf.in



service@boimf.in

To invest scan the QR code:

