



# Get dual advantage with Bank of India ELSS Tax Saver

## Features



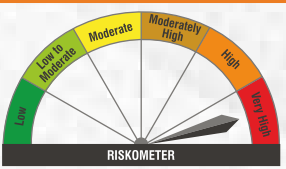
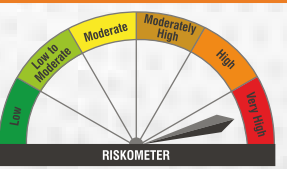
**Relatively low lock in period of 3 years**



**Saves tax upto<sup>^</sup> Rs. 46,800**



**Long Term Capital Growth**

<b>PRODUCT LABEL</b>	<p>Risk-o-meter is based on the scheme portfolio as on April 30, 2026</p> 	<p>Benchmark* Risk-o-meter as on April 30, 2026</p> 	<p>Bank of India ELSS Tax Saver<sup>^</sup> (Formerly Bank of India Tax Advantage Fund) (An open ended equity linked saving scheme with a statutory lock in of 3 years and tax benefit)</p> <p>This product is suitable for investors who are seeking*</p> <ul style="list-style-type: none"> <li>• Long-term capital growth.</li> <li>• Investment in equity and equity related securities of companies across market capitalizations.</li> </ul>
	<p>Investors understand that their principal will be at very high risk</p>	<p>Benchmark riskometer is at very high risk</p>	<p>*Investor should consult their financial advisor if they are not clear about the suitability of the product.</p>

#BSE 500 TRI

<sup>^</sup>Investors can avail Tax Benefit of ₹ 46,800 which has been calculated on the investment of ₹ 1,50,000 considering the investor falls in the highest income tax slab of 30% plus applicable cess 4% (on the basis that surcharge is not applicable). Investors opting for special tax rates u/s 115BAC of the Income Tax Act, 1961 ("the Act") would not be eligible for deduction u/s 80C of the Act. Tax Benefit is applicable under old regime.



1800-266-2676 & 1800-103-2263



[www.boimf.in](http://www.boimf.in)



[service@boimf.in](mailto:service@boimf.in)

To invest scan the QR code:



Bank of India Mutual Fund - SEBI Registration Number: MF/056/08/01

# Fund Performance - Regular Plan

(As on April 30, 2026)

**Fund Manager - Alok Singh**

**Current Value of Standard Investment of ₹ 10000**

Period <sup>@</sup>	Scheme Returns (%) <sup>^</sup>	Benchmark Returns <sup>#</sup> (%)	Additional Benchmark Returns <sup>##</sup> (%)	Scheme Returns (₹)	Benchmark Returns <sup>#</sup> (₹)	Additional Benchmark Returns <sup>##</sup> (₹)
1 year	8.37%	3.64%	-0.28%	10,837	10,364	9,972
3 years	16.68%	14.90%	11.18%	15,907	15,186	13,753
5 years	14.73%	13.87%	11.69%	19,890	19,150	17,382
Since inception*	17.62%	16.47%	14.74%	1,62,840	1,37,356	1,06,336

#BSE 500 Total Return Index (TRI)

##Nifty 50 TRI

<sup>^</sup> Past performance may or may not be sustained in the future. Date of Allotment - February 25, 2009

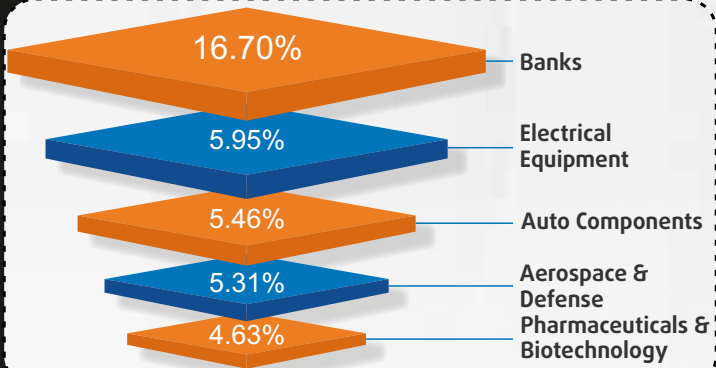
Above returns are in Compounded Annual Growth Rate (CAGR). <sup>@</sup> In case, the start date or the end date of the concerned period is a non-business day, the NAV of the previous business day is considered for computation of returns.

- Mr. Alok Singh has been managing this scheme from April 27, 2022. In addition to this, he manages 7 open ended schemes and co-manages 2 open ended schemes of Bank of India Mutual Fund.
- Period for which scheme's performance has been provided is computed basis on last working day of the Month-end preceding the date of publication.
- Different plans shall have a different expense structure.
- For performance of other schemes managed by Mr. Alok Singh and direct plan of this scheme, [click here](#)

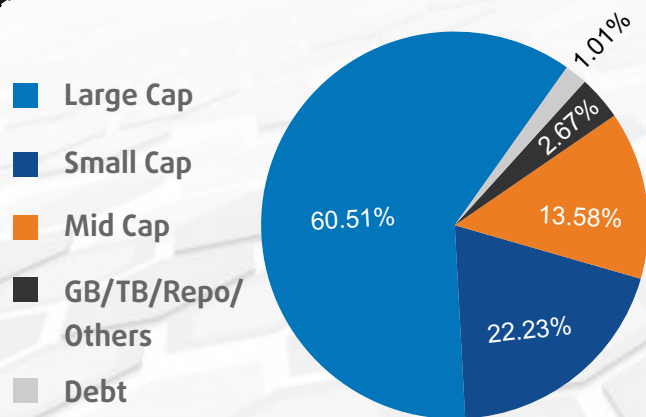
## Top 10 Equity Holdings

State Bank of India	4.45%
Hindustan Aeronautics Limited	3.53%
Quality Power Electrical Eqp Ltd	3.19%
Bharti Airtel Limited	3.16%
ICICI Bank Limited	3.02%
NTPC Limited	2.96%
Power Finance Corporation Limited	2.83%
HDFC Bank Limited	2.81%
Adani Ports and Special Economic Zone Ltd.	2.65%
Acutaas Chemicals Limited	2.64%

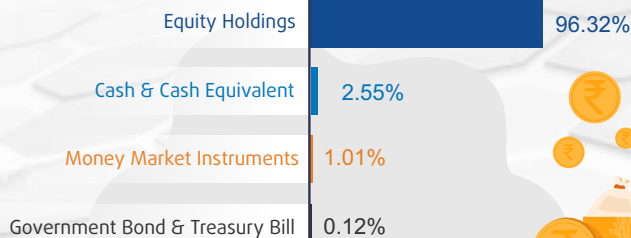
## Top 5 Sector Allocation



## MCAP Categorization



## Asset Allocation



The above details are as on April 30, 2026



1800-266-2676 & 1800-103-2263



www.boimf.in



service@boimf.in

To invest scan the QR code:

