



# Get dual advantage with Bank of India ELSS Tax Saver

## Features



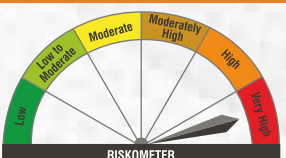
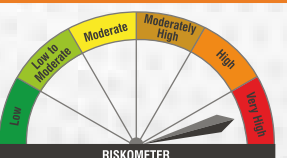
**Relatively low lock in period of 3 years**



**Saves tax upto^ Rs. 46,800**



**Long Term Capital Growth**

<b>PRODUCT LABEL</b>	<p>Risk-o-meter is based on the scheme portfolio as on March 31, 2026</p> 	<p>Benchmark* Risk-o-meter as on March 31, 2026</p> 	<p>Bank of India ELSS Tax Saver^ (Formerly Bank of India Tax Advantage Fund) (An open ended equity linked saving scheme with a statutory lock in of 3 years and tax benefit)</p> <p>This product is suitable for investors who are seeking*</p> <ul style="list-style-type: none"> <li>• Long-term capital growth.</li> <li>• Investment in equity and equity related securities of companies across market capitalizations.</li> </ul>
	<p>Investors understand that their principal will be at very high risk</p>	<p>Benchmark riskometer is at very high risk</p>	<p>*Investor should consult their financial advisor if they are not clear about the suitability of the product.</p>

#BSE 500 TRI

^Investors can avail Tax Benefit of ₹ 46,800 which has been calculated on the investment of ₹ 1,50,000 considering the investor falls in the highest income tax slab of 30% plus applicable cess 4% (on the basis that surcharge is not applicable). Investors opting for special tax rates u/s 115BAC of the Income Tax Act, 1961 ("the Act") would not be eligible for deduction u/s 80C of the Act. Tax Benefit is applicable under old regime.



1800-266-2676 & 1800-103-2263



[www.boimf.in](http://www.boimf.in)



[service@boimf.in](mailto:service@boimf.in)

To invest scan the QR code:

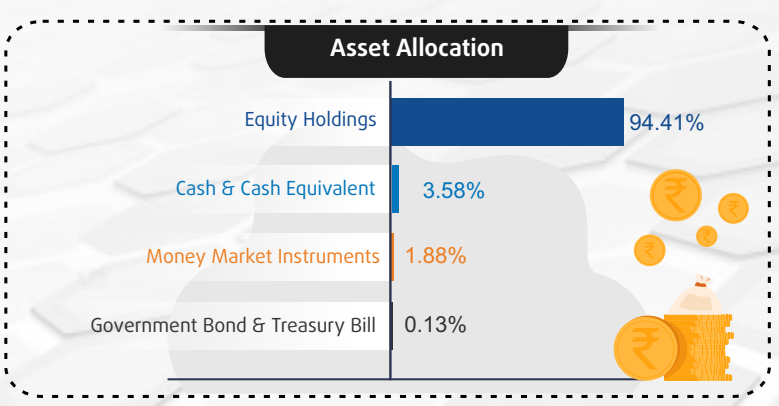
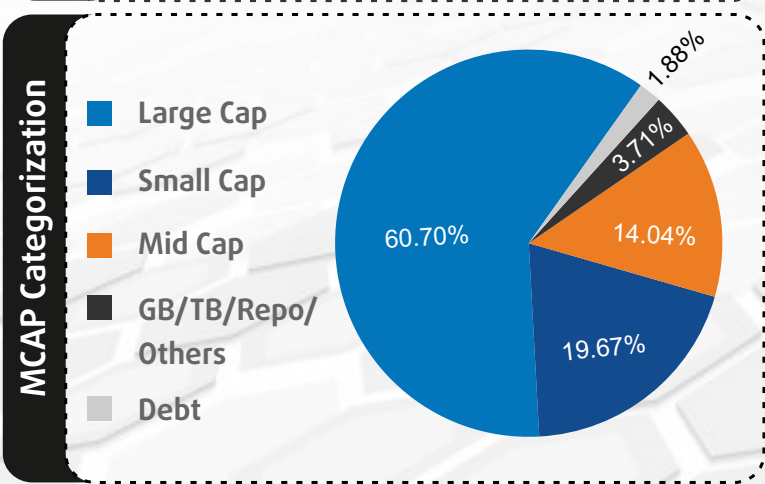
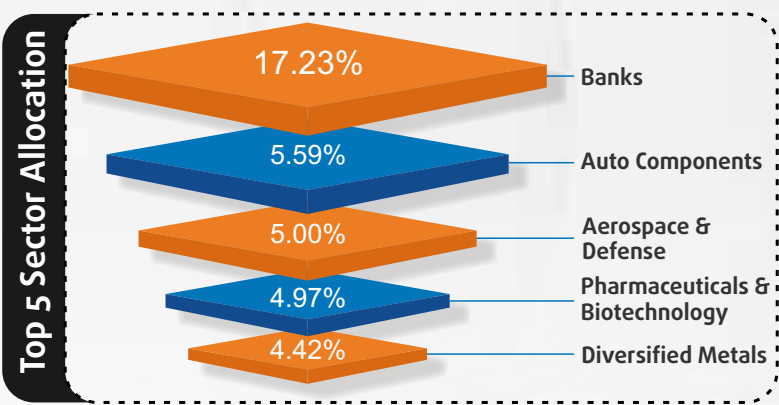
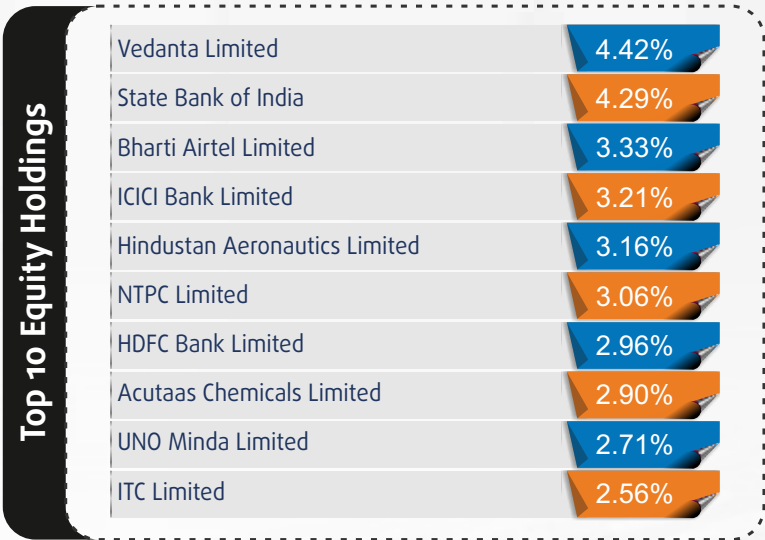


# Fund Performance - Regular Plan

(As on March 31, 2026)

Fund Manager - Alok Singh				Current Value of Standard Investment of ₹ 10000		
Period <sup>@</sup>	Scheme Returns (%) ^	Benchmark Returns <sup>#</sup> (%)	Additional Benchmark Returns <sup>##</sup> (%)	Scheme Returns (₹)	Benchmark Returns <sup>#</sup> (₹)	Additional Benchmark Returns <sup>##</sup> (₹)
1 year	-2.46%	-3.12%	-3.99%	9,754	9,688	9,601
3 years	14.59%	12.88%	10.02%	15,054	14,388	13,320
5 years	13.21%	11.75%	10.01%	18,602	17,431	16,113
Since inception*	16.97%	15.88%	14.34%	1,46,080	1,24,435	98,930

#BSE 500 Total Return Index (TRI)      ##Nifty 50 TRI  
 ^ Past performance may or may not be sustained in the future.      Date of Allotment - February 25, 2009  
 Above returns are in Compounded Annual Growth Rate (CAGR).      @ In case, the start date or the end date of the concerned period is a non-business day, the NAV of the previous business day is considered for computation of returns.  
 ▶ Mr. Alok Singh has been managing this scheme from April 27, 2022. In addition to this, he manages 7 open ended schemes and co-manages 2 open ended schemes of Bank of India Mutual Fund.  
 ▶ Period for which scheme's performance has been provided is computed basis on last working day of the Month-end preceding the date of publication.  
 ▶ Different plans shall have a different expense structure.  
 ▶ For performance of other schemes managed by Mr. Alok Singh and direct plan of this scheme, [click here](#)



The above details are as on March 31, 2026