



# Invest in the growth potential of India

## Bank of India Manufacturing & Infrastructure Fund

### Why Invest?



#### Sector Concentration:

This scheme provides added exposure to the manufacturing and infrastructure sector.



#### Top-up Over Existing Investment:

This scheme is better suited as a Top-up Over Existing Investment in diversified equity funds, especially for those investors who are looking for added exposure to Infrastructure and Manufacturing sectors.

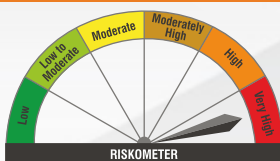


#### India Growth Story:

Over the long term, the Scheme may benefit from the sustained focus on manufacturing and infrastructure development in India, and thus they help you participate in the India Growth Story.

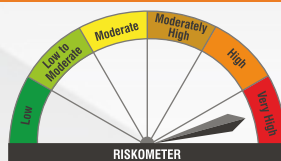
PRODUCT LABEL

Risk-o-meter is based on the scheme portfolio as on April 30, 2026



Investors understand that their principal will be at very high risk

Benchmark\* Risk-o-meter as on April 30, 2026



Benchmark risk-o-meter is at very high risk

Bank of India Manufacturing & Infrastructure Fund  
(An open ended equity scheme investing in manufacturing and infrastructure sectors)

This product is suitable for investors who are seeking\*

- Long term capital growth.
- Investment in equity and equity-related securities of companies engaged in manufacturing & infrastructure and related sector.

\*Investor should consult their financial advisor if they are not clear about the suitability of the product.

#BSE India Manufacturing Index Total Return Index (TRI): 50% and BSE India Infrastructure Index Total Return Index (TRI): 50%



1800-266-2676 & 1800-103-2263



[www.boimf.in](http://www.boimf.in)



[service@boimf.in](mailto:service@boimf.in)

To invest scan the QR code:



Bank of India Mutual Fund - SEBI Registration Number: MF/056/08/01

MUTUAL FUND INVESTMENTS ARE SUBJECT TO MARKET RISKS, READ ALL SCHEME RELATED DOCUMENTS CAREFULLY.



Date of Allotment : March 05, 2010



Benchmark :

BSE India Manufacturing Index Total Return Index (TRI): 50% and BSE India Infrastructure Index Total Return Index (TRI): 50%

# Fund Performance - Regular Plan

(As on April 30, 2026)

## Fund Manager - Nitin Gosar

## Current Value of Standard Investment of ₹ 10000

Period <sup>@</sup>	Scheme Returns (%) <sup>^</sup>	Benchmark Returns <sup>#</sup> (%)	Additional Benchmark Returns <sup>##</sup> (%)	Scheme Returns (₹)	Benchmark Returns <sup>#</sup> (₹)	Additional Benchmark Returns <sup>##</sup> (₹)
1 year	23.44%	11.92%	-0.28%	12,344	11,192	9,972
3 years	25.70%	23.86%	11.18%	19,899	19,036	13,753
5 years	22.68%	21.85%	11.69%	27,803	26,871	17,382
Since inception*	12.03%	8.57%	11.39%	62,780	37,778	57,230

BSE India Manufacturing Index Total Return Index (TRI): 50% and BSE India Infrastructure Index Total Return Index (TRI): 50%

##Nifty 50 TRI

<sup>^</sup> Past performance may or may not be sustained in the future. Date of Allotment - : March 5, 2010

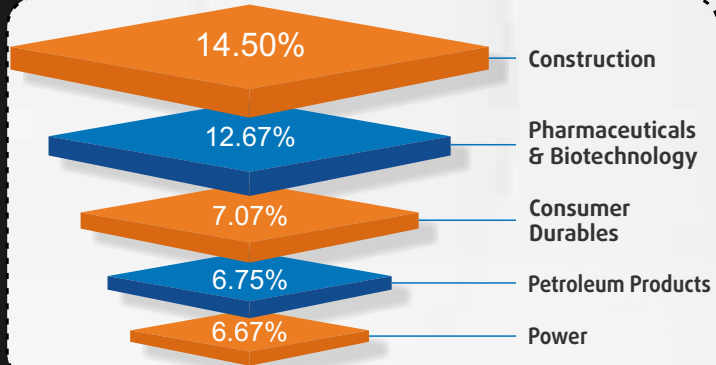
Above returns are in Compounded Annual Growth Rate (CAGR). <sup>@</sup> In case, the start date or the end date of the concerned period is a non-business day, the NAV of the previous business day is considered for computation of returns.

- Mr. Nitin Gosar has been appointed Fund Manager for this scheme w.e.f. from September 27, 2022. In addition to this scheme, he manages 3 open ended schemes of Bank of India Mutual Fund.
- Period for which scheme's performance has been provided is computed basis on last working day of the Month-end preceding the date of publication.
- Different plans shall have a different expense structure.
- For performance of other schemes managed by Mr. Nitin Gosar and direct plan of this scheme, [click here](#)

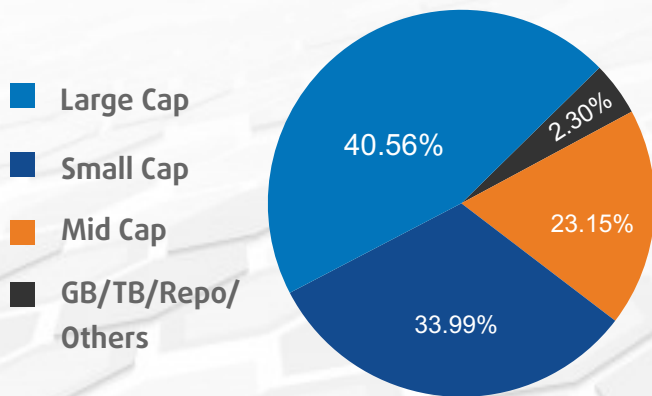
### Top 10 Equity Holdings

Larsen & Toubro Limited	8.03%
Reliance Industries Limited	6.75%
NTPC Limited	6.61%
Bharti Airtel Limited	4.33%
Lloyds Metals And Energy Limited	4.29%
Quality Power Electrical Eq Ltd	3.80%
Aurobindo Pharma Limited	3.61%
Cemindia Projects Ltd	3.34%
Petronet LNG Limited	2.91%
Adani Ports and Special Economic Zone Ltd.	2.53%

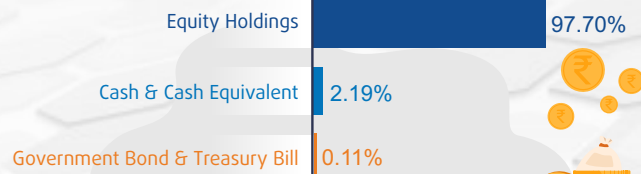
### Top 5 Sector Allocation



### MCAP Categorization



### Asset Allocation



The above details are as on April 30, 2026



1800-266-2676 & 1800-103-2263



www.boimf.in



service@boimf.in

To invest scan the QR code:



MUTUAL FUND INVESTMENTS ARE SUBJECT TO MARKET RISKS, READ ALL SCHEME RELATED DOCUMENTS CAREFULLY.