



# Invest in the growth potential of India

## Bank of India Manufacturing & Infrastructure Fund

### Why Invest?



#### Sector Concentration:

This scheme provides added exposure to the manufacturing and infrastructure sector.



#### Top-up Over Existing Investment:

This scheme is better suited as a Top-up Over Existing Investment in diversified equity funds, especially for those investors who are looking for added exposure to Infrastructure and Manufacturing sectors.

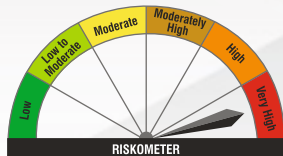


#### India Growth Story:

Over the long term, the Scheme may benefit from the sustained focus on manufacturing and infrastructure development in India, and thus they help you participate in the India Growth Story.

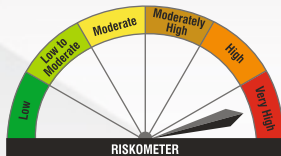
#### PRODUCT LABEL

Risk-o-meter is based on the scheme portfolio as on July 31, 2025



Investors understand that their principal will be at very high risk

Benchmark\* Risk-o-meter as on July 31, 2025



Benchmark risk-o-meter is at very high risk

**Bank of India Manufacturing & Infrastructure Fund**  
(An open ended equity scheme investing in manufacturing and infrastructure sectors)

This product is suitable for investors who are seeking\*

- Long term capital growth.
- Investment in equity and equity-related securities of companies engaged in manufacturing & infrastructure and related sector.

\*Investor should consult their financial advisor if they are not clear about the suitability of the product.

#BSE India Manufacturing Index Total Return Index (TRI): 50% and BSE India InfrastructureIndex Total Return Index (TRI): 50%



1800-266-2676 & 1800-103-2263



[www.boimf.in](http://www.boimf.in)



[service@boimf.in](mailto:service@boimf.in)

To invest scan the QR code:





Date of Allotment : March 05, 2010



Benchmark :

BSE India Manufacturing Index Total Return Index (TRI): 50% and BSE India Infrastructure Index Total Return Index (TRI): 50%

## Fund Performance - Regular Plan

(As on July 31, 2025)

## Fund Manager - Nitin Gosar

## Current Value of Standard Investment of ₹ 10000

Period <sup>@</sup>	Scheme Returns (%) <sup>^</sup>	Benchmark Returns (%) <sup>#</sup>	Additional Benchmark Returns (%) <sup>##</sup>	Scheme Returns (₹)	Benchmark Returns (₹)	Additional Benchmark Returns (₹)
1 year	-3.99%	-13.68%	0.54%	9,601	8,632	10,054
3 years	25.88%	25.01%	14.29%	19,986	19,573	14,946
5 years	30.32%	28.95%	18.88%	37,617	35,684	23,751
Since inception*	11.89%	8.45%	12.17%	56,500	34,945	58,787

BSE India Manufacturing Index Total Return Index (TRI): 50% and BSE India Infrastructure Index Total Return Index (TRI): 50%

##Nifty 50 TRI

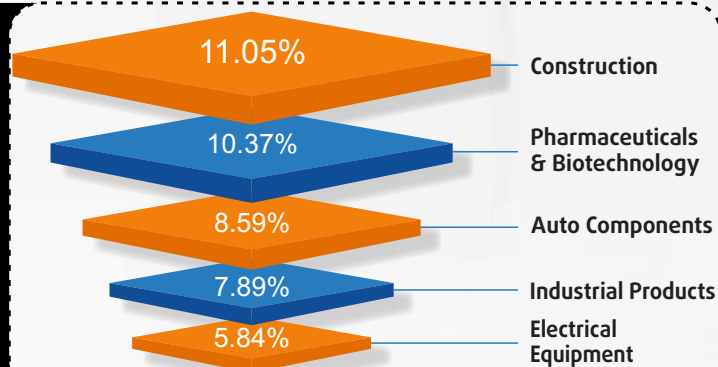
<sup>^</sup> Past performance may or may not be sustained in the future. Date of Allotment - : March 5, 2010Above returns are in Compounded Annual Growth Rate (CAGR). <sup>@</sup> In case, the start date or the end date of the concerned period is a non-business day, the NAV of the previous business day is considered for computation of returns.

- Mr. Nitin Gosar has been appointed Fund Manager for this scheme w.e.f. from September 27, 2022. In addition to this scheme, he manages 3 open ended schemes of Bank of India Mutual Fund.
- Period for which scheme's performance has been provided is computed basis on last working day of the Month-end preceding the date of publication.
- Different plans shall have a different expense structure.
- For performance of other schemes managed by Mr. Nitin Gosar and direct plan of this scheme, [click here](#)

## Top 10 Equity Holdings

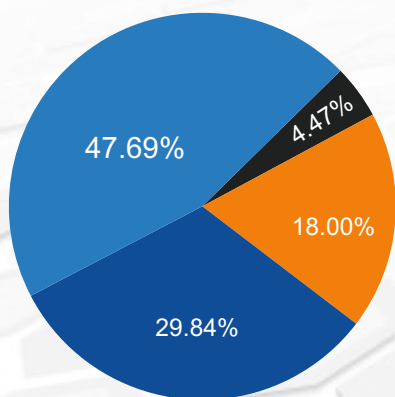
Larsen & Toubro Limited	5.81%
Reliance Industries Limited	5.29%
NTPC Limited	4.67%
Lloyds Metals And Energy Limited	3.80%
Vedanta Limited	3.52%
Hero MotoCorp Limited	3.30%
Bharti Airtel Limited	2.93%
Eris Lifesciences Limited	2.87%
Manorama Industries Limited	2.77%
Acutaas Chemicals Limited	2.73%

## Top 5 Sector Allocation

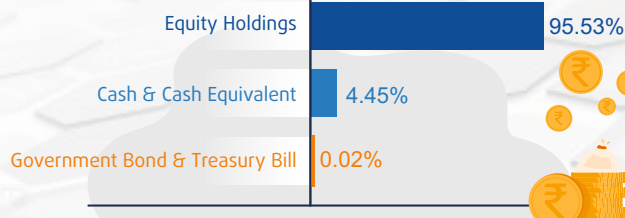


## MCAP Categorization

- Small Cap
- Large Cap
- Mid Cap
- GB/TB/Repo/ Others



## Asset Allocation



The above details are as on July 31, 2025



1800-266-2676 &amp; 1800-103-2263



www.boimf.in



service@boimf.in

To invest scan the QR code:



MUTUAL FUND INVESTMENTS ARE SUBJECT TO MARKET RISKS, READ ALL SCHEME RELATED DOCUMENTS CAREFULLY.