



Invest in the growth potential of India

Bank of India Manufacturing & Infrastructure Fund

Why Invest?



Sector Concentration:

This scheme provides added exposure to the manufacturing and infrastructure sector.





Top-up Over Existing Investment:

This scheme is better suited as a Top-up Over Existing Investment in diversified equity funds, especially for those investors who are looking for added exposure to Infrastructure and Manufacturing sectors.



India Growth Story:

Over the long term, the Scheme may benefit from the sustained focus on manufacturing and infrastructure development in India, and thus they help you participate in the India Growth Story.

PRODUCT LABEL	Risk-o-meter is based on the scheme portfolio as on April 30, 2025	Benchmark* Risk-o-meter as on April 30, 2025	Bank of India Manufacturing & Infrastructure Fund (An open ended equity scheme investing in manufacturing and infrastructure sectors)
	 <p>Investors understand that their principal will be at very high risk</p>	 <p>Benchmark risk-o-meter is at very high risk</p>	<p>This product is suitable for investors who are seeking*</p> <ul style="list-style-type: none"> Long term capital growth. Investment in equity and equity-related securities of companies engaged in manufacturing & infrastructure and related sector. <p>*Investor should consult their financial advisor if they are not clear about the suitability of the product.</p>

#BSE India Manufacturing Index Total Return Index (TRI): 50% and BSE India Infrastructure Index Total Return Index (TRI): 50%



1800-266-2676 & 1800-103-2263



www.boimf.in



service@boimf.in

To invest scan the QR code:



MUTUAL FUND INVESTMENTS ARE SUBJECT TO MARKET RISKS, READ ALL SCHEME RELATED DOCUMENTS CAREFULLY.



Date of Allotment : March 05, 2010



Benchmark :

BSE India Manufacturing Index Total Return Index (TRI): 50% and BSE India Infrastructure Index Total Return Index (TRI): 50%

Fund Performance - Regular Plan

(As on April 30, 2025)

Fund Manager - Nitin Gosar

Current Value of Standard Investment of ₹ 10000

Period [@]	Scheme Returns (%) ^	Benchmark Returns [#] (%)	Additional Benchmark Returns ^{##} (%)	Scheme Returns (₹)	Benchmark Returns [#] (₹)	Additional Benchmark Returns ^{##} (₹)
1 year	-0.9735%	-1.7037%	9.0108%	9,903	9,830	10,901
3 years	21.2243%	22.5780%	13.7840%	17,833	18,438	14,742
5 years	30.1299%	30.4116%	21.1634%	37,342	37,748	26,127
Since inception*	11.3199%	8.3510%	12.2098%	50,860	33,753	57,388

BSE India Manufacturing Index Total Return Index (TRI): 50% and BSE India Infrastructure Index Total Return Index (TRI): 50%

##Nifty 50 TRI

^ Past performance may or may not be sustained in the future. Date of Allotment - : March 5, 2010

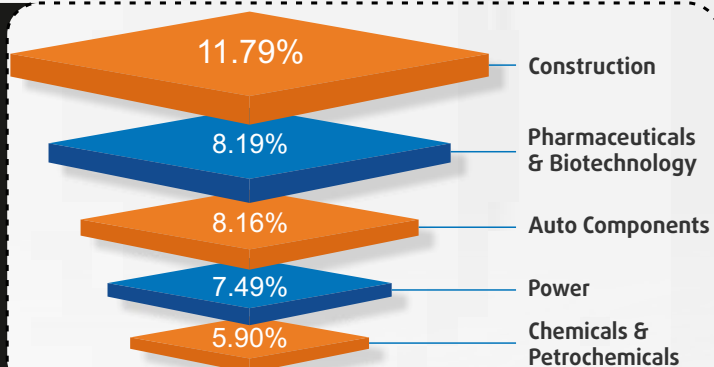
Above returns are in Compounded Annual Growth Rate (CAGR). @ In case, the start date or the end date of the concerned period is a non-business day, the NAV of the previous business day is considered for computation of returns.

- Mr. Nitin Gosar has been appointed Fund Manager for this scheme w.e.f. from September 27, 2022. In addition to this scheme, he manages 3 open ended schemes of Bank of India Mutual Fund.
- Period for which scheme's performance has been provided is computed basis on last working day of the Month-end preceding the date of publication.
- Different plans shall have a different expense structure.
- For performance of other schemes managed by Mr. Nitin Gosar and direct plan of this scheme, [click here](#)

Top 10 Equity Holdings

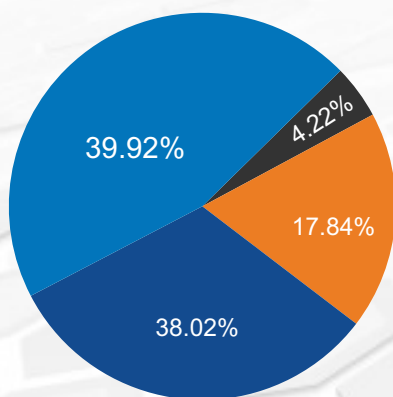
NTPC Limited	6.60%
Larsen & Toubro Limited	6.17%
Reliance Industries Limited	5.66%
Vedanta Limited	4.01%
Lloyds Metals And Energy Limited	3.51%
Manorama Industries Limited	3.21%
Hero MotoCorp Limited	3.14%
Indus Towers Limited	3.11%
Eris Lifesciences Limited	2.75%
Bharti Airtel Limited	2.49%

Top 5 Sector Allocation

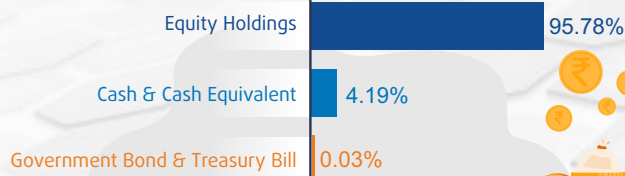


MCAP Categorization

- Small Cap
- Large Cap
- Mid Cap
- GB/TB/Repo/ Others



Asset Allocation



The above details are as on April 30, 2025



1800-266-2676 & 1800-103-2263



www.boimf.in



service@boimf.in

To invest scan the QR code:



MUTUAL FUND INVESTMENTS ARE SUBJECT TO MARKET RISKS, READ ALL SCHEME RELATED DOCUMENTS CAREFULLY.