

Bank of India Mutual Fund

Invest in the growth potential of India

Bank of India Manufacturing & Infrastructure Fund

About the Fund

Bank of India Manufacturing & Infrastructure Fund invests in companies engaged in manufacturing and infrastructure-related activities to generate long-term capital appreciation by predominantly investing in equity and equity-related securities. Under normal market conditions, the fund will invest at least 80% of assets in a diversified portfolio of manufacturing and infrastructure companies with sustainable business models and potential for capital appreciation.

Benefits of the Fund

- **Focused Exposure To Manufacturing & Infra Themes**
- **Diversified Play Across Core & Allied Sectors**
- **Potential To Benefit From India's Capex & Infra Growth Story**

Fund Facts

Inception Date
March 5, 2010

Assets Under Management (AUM)
₹ 1,002.06 Cr

Total number of stocks
61

Total Expense Ratio (TER)
Regular Plan: 1.92%
Direct Plan: 0.60%

Top 10 Equity Holdings

Company	Market Value (%)
Reliance Industries Limited	7.14%
Larsen & Toubro Limited	4.92%
NTPC Limited	4.76%
ITC Limited	3.49%
Bharti Airtel Limited	3.42%
Petronet LNG Limited	3.19%
Container Corporation of India Limited	3.08%
Acutaas Chemicals Limited	2.77%
Quality Power Electrical Eqp Ltd	2.51%
Cemindia Projects Ltd	2.49%

Sector Allocation

	Sector	Fund	Benchmark	Under/ Over Weight
Top 3 sectors	Healthcare	13.50	5.21	**8.29**
	Capital Goods	10.12	3.35	**6.77**
	Telecommunication	4.82	0.00	**4.82**
Bottom 3 sectors	Services	4.45	11.17	**-6.72**
	Construction	10.98	19.37	**-8.39**
	Power	5.25	15.07	**-9.82**

Bank of India Mutual Fund - SEBI Registration Number: MF/056/08/01

MUTUAL FUND INVESTMENTS ARE SUBJECT TO MARKET RISKS, READ ALL SCHEME RELATED DOCUMENTS CAREFULLY.

Options

- Growth
- Income Distribution cum Capital Withdrawal (IDCW) (Reinvestment of IDCW & payout of IDCW option)

Exit Load

- If redeemed/switched-out within 3 months from the date of allotment:
  - For 10% of investments: Nil
  - For remaining investments: 1%
- If redeemed/switched-out after 3 months from the date of allotment: Nil

Market Cap Categorisation

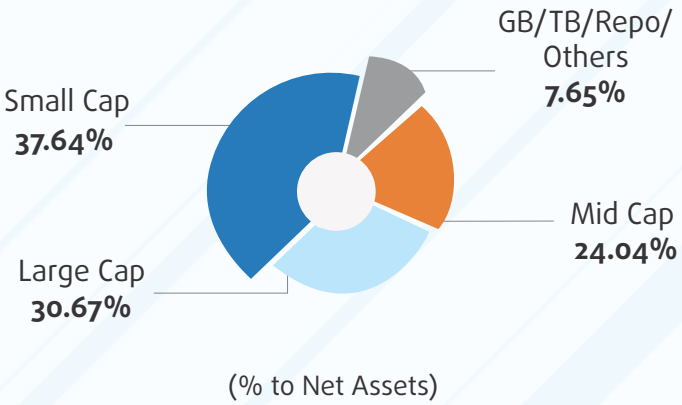

(% to Net Assets)

Asset Allocation

Asset Class	% to Net Assets
Equity Holdings	92.34%
Cash & Cash Equivalent	7.58%
Government Bond & Treasury Bill	0.08%

Fund Performance - Regular Plan - Growth Option

(As on October 30, 2026)

Fund Manager - Nitin Gosar				Current Value of Standard Investment of ₹ 10000		
Period@	Scheme Returns (%)^	Benchmark Returns (BSE India Manufacturing Index TRI: 50% and BSE India Infrastructure Index TRI: 50%) (%)	Additional Benchmark Returns (Nifty 50 TRI) (%)	Scheme Returns (₹)	Benchmark Returns (BSE India Manufacturing Index TRI: 50% and BSE India Infrastructure Index TRI: 50%) (₹)	Additional Benchmark Returns (Nifty 50 TRI) (₹)
1 year	7.33%	-8.60%	-9.45%	10,733	9,140	9,055
3 years	19.17%	12.64%	7.74%	16,926	14,290	12,508
5 years	17.91%	14.31%	6.69%	22,815	19,529	13,829
Since inception*	11.73%	7.56%	10.82%	63,540	33,683	55,440

^ Past performance may or may not be sustained in the future. *Date of Allotment - March 5, 2010.

Above returns are in Compounded Annual Growth Rate (CAGR).

@ In case, the start date or the end date of the concerned period is a non-business day, the NAV of the previous business day is considered for computation of returns.

- Mr. Nitin Gosar has been appointed Fund Manager for this scheme w.e.f. from September 27, 2022. In addition to this scheme, he manages 3 open ended schemes of Bank of India Mutual Fund.
- Period for which scheme's performance has been provided is computed basis on last working day of the Month-end preceding the date of publication.
- Different plans shall have a different expense structure.

For performance of other schemes managed by Mr. Nitin Gosar and direct plan of this scheme, click here.

All the above data is as on October 31, 2026.

To invest scan the QR code:

PRODUCT LABEL

Risk-o-meter is based on the scheme portfolio as on October 31, 2026	Benchmark# Risk-o-meter as on October 31, 2026	**Bank of India Manufacturing & Infrastructure Fund** (An open ended equity scheme investing in manufacturing and infrastructure sectors)
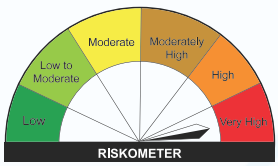	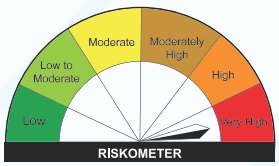	**This product is suitable for investors who are seeking*:** • Long term capital growth. • Investment in equity and equity-related securities of companies engaged in manufacturing & infrastructure and related sector.
Investors understand that their principal will be at very high risk	Benchmark riskometer is at very high risk	*Investor should consult their financial advisor if they are not clear about the suitability of the product.

#BSE India Manufacturing Index Total Return Index (TRI): 50% and BSE India InfrastructureIndex Total Return Index (TRI): 50%

MUTUAL FUND INVESTMENTS ARE SUBJECT TO MARKET RISKS, READ ALL SCHEME RELATED DOCUMENTS CAREFULLY.