

**UNLOCK STABILITY AND GROWTH POTENTIAL WITH THE BANK OF INDIA ULTRA SHORT DURATION FUND**



**Why invest in Bank of India Ultra Short Duration Fund?**



**Provides liquidity**



**Provides regular income over short to medium term**



**Investing in instruments with Macaulay duration of the portfolio between 3 months and 6 months**

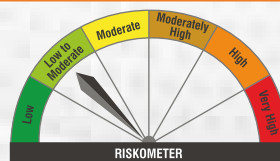
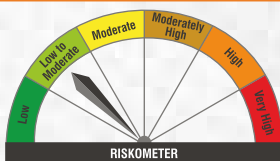
**PRODUCT LABEL**

Risk-o-meter is based on the scheme portfolio as on March 31, 2026

Benchmark<sup>#</sup> Risk-o-meter as on March 31, 2026

**Bank of India Ultra Short Duration Fund**

(An open ended ultra-short term debt scheme investing in instruments with Macaulay duration of the portfolio between 3 months and 6 months. A Relatively Low Interest Rate Risk and Moderate Credit Risk.)



This product is suitable for investors who are seeking\*

- Regular income over Short to Medium term.
- Investment in Debt & Money Market instruments such that the Macaulay duration of the portfolio is between 3 months and 6 months.

Investors understand that their principal will be at low to moderate risk

Benchmark riskometer is at low to moderate risk

\*Investor should consult their financial advisor if they are not clear about the suitability of the product.

#Tier 1: CRISIL Ultra Short Duration Debt A-I Index



1800-266-2676 & 1800-103-2263



[www.boimf.in](http://www.boimf.in)



[service@boimf.in](mailto:service@boimf.in)

To invest scan the QR code:





## Fund Performance - Regular Plan

(As on March 31, 2026)

## Fund Manager - Mithraem Bharucha

## Current Value of Standard Investment of ₹ 10000

Period <sup>@</sup>	Scheme Returns (%) ^	Benchmark Returns <sup>#</sup> (%)	Additional Benchmark Returns <sup>##</sup> (%)	Scheme Returns (₹)	Benchmark Returns <sup>#</sup> (₹)	Additional Benchmark Returns <sup>##</sup> (₹)
7 Days	17.44%	9.16%	1.51%	10,031	10,017	10,003
15 Days	9.79%	7.42%	2.26%	10,038	10,029	10,009
30 Days	6.07%	5.80%	2.57%	10,052	10,050	10,022
3 Months	5.31%	5.70%	3.43%	10,129	10,138	10,084
6 Months	5.37%	5.84%	3.96%	10,294	10,316	10,261
1 year	5.98%	6.43%	5.30%	10,598	10,643	10,530
3 years	6.35%	7.19%	6.66%	12,032	12,319	12,136
5 years	5.48%	6.25%	5.64%	13,061	13,541	13,158
Since inception*	6.96%	7.38%	6.33%	32,933	35,297	29,666

#Tier 1: CRISIL Ultra Short Duration Debt A-I Index

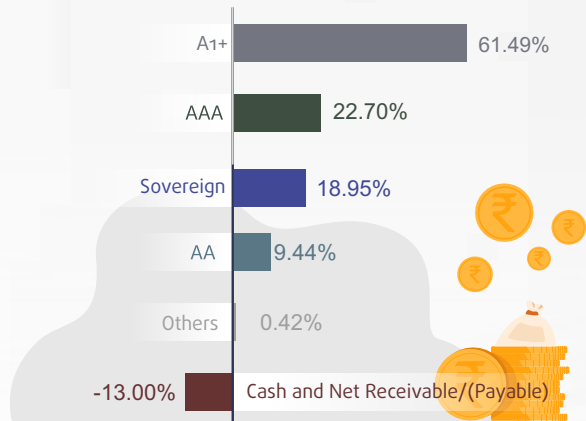
##CRISIL 1 Year T-bill Index

^ Past performance may or may not be sustained in the future. \*Date of Allotment - July 16, 2008.

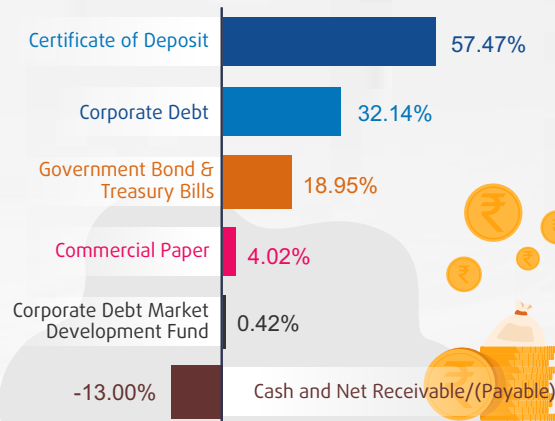
Above returns are in Compounded Annual Growth Rate (CAGR). @ In case, the start date or the end date of the concerned period is a non-business day, the NAV of the previous business day is considered for computation of returns.

- Mr. Mithraem Bharucha has been managing this scheme w.e.f. August 17, 2021. In addition to this scheme, he manages 4 open ended schemes and co-manages 1 open ended scheme of Bank of India Mutual Fund.
- Period for which scheme's performance has been provided is computed basis on last working day of the Month-end preceding the date of publication.
- Different plans shall have a different expense structure.
- For performance of other schemes managed by Mr. Mithraem Bharucha and direct plan of this scheme, [click here](#)

## CREDIT PROFILE



## COMPOSITION BY ASSETS



## POTENTIAL RISK CLASS MATRIX

		Credit Risk		
		Relatively Low (Class A)	Moderate (Class B)	Relatively High (Class C)
Interest Rate Risk	Relatively Low (Class I)		B-I	
	Moderate (Class II)			
	Relatively High (Class III)			

## OTHER PARAMETERS (As on March 31, 2026)

Average / Residual Maturity	: 0.51 Years
Macaulay Duration	: 0.58 Years
Modified Duration	: 0.57 Years
Annualised Yield	: 7.20%

The above details are as on March 31, 2026

